



## **PLANT MATERIAL REFERENCE GUIDE**

 [GandGLandscape.net](http://GandGLandscape.net)

### SHRUBS

Abelia Kaleidoscope  
 Abelia Radiance  
 Abelia Rose Creek  
 Ajuga Catlin's Giant  
 Arborvitae Golden Globe  
 Arborvitae Mr. Bowling Ball  
 Aucuba Japonica Gold Dust  
 Azalea George L. Taber  
 Azalea Autumn Royalty Encore  
 Barberry Crimson Pygmy  
 Barberry Orange Rocket  
 Barberry Golden Rocket  
 Boxwood Green Mountain  
 Boxwood Korean Winter Gem  
 Boxwood Korean Wintergreen  
 Camellia sasanqua Bonanza - Pink  
 Camellia Snowman - White  
 Camellia Yuletide - Red  
 Cham Pisifera Gold Mop  
 Cham Obtusa Golden Hinoki Cypress  
 Cryptomeria japonica 'Globosa Nana'  
 Daylily Stella  
 Emerald Heights Distylium  
 Emerald Gaiety Wintercreeper  
 Euonymus Golden  
 Euonymus Silver King  
 Fatsia japonica  
 Forsythia  
 Grass Karl Foerster  
 Grass Pink Muhly  
 Grass Adagio Miscanthus  
 Grass Maiden  
 Grass Morning Light  
 Grass Little Zebra Dwarf Japanese Silver  
 Grass Hameln  
 Holly Carissa  
 Holly Dwarf Burford  
 Holly Needlepoint  
 Holly Sky Pencil  
 Holly Steeds  
 Holly Dwarf Yaupon  
 Hydrangea Endless Summer  
 Hydrangea Limelight  
 Illicium Florida Sunshine  
 Itea Henry's Garnet  
 Itea Little Henry  
 Ivy English  
 Jasmine Asiatic  
 Jasmine Confederate Star  
 Jessamine Carolina  
 Juniper Blue Pacific  
 Juniper Blue Rug  
 Juniper Grey Owl  
 Juniper Procumbens Nana  
 Laurel Schip  
 Ligustrum Recurvifolium  
 Ligustrum Sunshine  
 Ligustrum Howardi  
 Ligustrum Waxleaf  
 Lilac – Only a few do well here, no warranty  
 Liriope Big Blue  
 Liriope Variegata  
 Loropetalum Daruma  
 Loropetalum Ever Red  
 Loropetalum Purple Diamond  
 Loropetalum Purple Daydream  
 Loropetalum Ceris Charm  
 Loropetalum Crimson Fire  
 Mahonia Grape Oregon  
 Mahonia Soft Caress  
 Nandina Firepower  
 Nandina Gulfstream  
 Nandina Lemon Lime  
 Pachysandra Terminalis  
 Pine Mugo  
 Pieris Japonica Flaming Silver  
 Pittosporum Wheeler's Dwarf Japanese  
 Rose Red Drift Groundcover  
 Rose Double Knock Out Shrub  
 Spirea Goldmound  
 Verbena Purple  
 Viburnum Chindo  
 Viburnum Doublefile  
 Viburnum Chinese Snowball  
 Viburnum Spring Bouquet  
 Vinca Minor Common Periwinkle  
 Vinca Major  
 Yew Duke Gardens Cephalotaxus harringtonia  
 Hicks Yew Taxus x media 'Hicksii'  
 Yew Densiformis  
 Yew Fastigiata  
 Yew Cephalotaxus harringtonia 'Prostrata'



## Plant Material Reference Guide

### TREES

Arborvitae Degroot's Spire  
Arborvitae Emerald Green  
Arborvitae Green Giant  
Cedar Atlas  
Cedar Deodar  
Cedar Brodie Eastern Red  
Cedar Weeping Blue Atlas  
Cherry Weeping  
Cherry Okame  
Cherry Kwanzan  
Cherry Yoshino  
Crape Myrtle Natchez - White  
Crape Myrtle Tonto - Pink  
Cypress Dwarf Hinoki  
Cryptomeria Japanese  
Cypress Italian  
Dogwood Pink  
Dogwood White Kousa  
Fringetree  
Holly Christmas Jewel  
Holly Emily Brunner  
Holly Eagleston  
Holly Nellie Stevens  
Holly Oakland  
Holly Red Robin  
Juniper Spartan  
Juniper Taylor  
Magnolia Brackens Beauty  
Magnolia Grandiflora  
Magnolia Jane  
Magnolia Little Gem  
Magnolia Teddy Bear  
Maple Japanese Bloodgood  
Maple Japanese Crimson Queen  
Maple Autumn Blaze  
Maple Red Sunset  
Maple October Glory  
Oak Live  
Oak Nuttal  
Oak Red  
Oak Shumard  
Oak White or Overcup  
Oak Willow  
Osmanthus Fragrans Tea Olive  
Palm Cabbage  
Palm Pindo  
Palm Windmill  
Pine Loblolly  
Vitex Chaste Tree  
Wax Myrtle  
Yew Podocarpus macrophyllus  
Zelkova Green Vase

### SHRUBS

---

#### *Abelia Kaleidoscope*



Kaleidoscope Abelia (*Abelia x grandiflora* 'Kaleidoscope') brings a dazzling new twist to solid-color foliage. Glossy variegated leaves are splashed with colors of lemon-yellow and lime green during the summer months, but the display becomes even more vivid in autumn when shades of ruby red bring color to an otherwise drab winter garden.

As a member of the honeysuckle plant family, it should come as no surprise that Kaleidoscope Abelia has similarly shaped blooms. Its white flowers, sometimes with a hint of blush pink, are trumpet-shaped to hold the sweet nectar that hummingbirds and butterflies find irresistible. But don't expect to find only a few flowers here and there- Kaleidoscope Abelia is covered in a profusion of blossoms that look like a summer snowstorm.

#### **Light Needs**

Full Sun to Part Shade

#### **Mature Dimensions**

2-3' H x 3-4' W



### SHRUBS

---

#### *Abelia Radiance*



Vigorous and compact, offer radiant year-round color. Crimson stems contrast dramatically with variegated foliage that begins green with creamy yellow margins and ages to silvery-green and cream. Fragrant white flowers mid-summer to fall. Deer resistant.

Naturally compact mounding habit. Silvery-green and white variegated foliage. White flowers from Summer to Fall.

#### **Key Features**

Attracts Birds / Butterflies, Compact Habit, Deer Resistant, Disease / Pest Resistance, Drought Tolerance, Dwarf, Easy Care, Fall Blooming, Heat Tolerance, Returns Year After Year, Variegated Foliage, Winter / Fall Foliage Color, Year-Round Interest

#### **Uses**

Accent, Border, Container, Low Hedge, Mass Planting, Raised Beds

#### **Light Needs**

Full Sun to Part Shade

#### **Mature Dimensions**

2-3' H x 3-3.5' W

### SHRUBS

---

#### *Abelia Rose Creek*



Lustrous leaves with a pinkish cast develop on crimson stems, mature to dark green and transform to a wonderful combination of purple and green in winter. Showy clusters of small, fragrant, white flowers emerge from rosy, pink sepals in summer. Its compact size makes an excellent foundation, container, or low hedge plant.

Clusters of tubular-shaped, dainty white flowers cover this dwarf form of abelia. 'Rose Creek' was selected by the University of Georgia for its low-mounding growth habit, crimson stem color, mildly fragrant white flowers, and exceptionally long blooming period (May until frost).

Since its release in 2001, this shrub has excited gardeners and commercial growers with its landscape potential. Growing 3 feet in height and 3 to 4 feet wide, this abelia can be used as a low hedge, foundation plant, or in decorative outdoor containers.

This evergreen shrub has leaves that emerge in spring with a pinkish cast, turning a lustrous dark green in summer. Wonderfully compact, 'Rose Creek' abelia will grow in full sun to partial shade. Once established, it is very drought and erosion tolerant. In cold winters it can be damaged to the ground but will regrow in the spring.

#### **Light Needs**

Full sun, Partial sun

#### **Mature Dimensions**

Low mounding shrub; reaches 2 to 3 ft. tall, 3 to 4 ft. wide.

### SHRUBS

---

#### *Ajuga Catlin's Giant*



An excellent spreading groundcover that forms a dense, carpet-like mat of lush foliage - even in shady areas! Large green leaves have attractive purple-bronze hues and feature deep blue flower spikes from spring to summer. Great for use in containers, around shrubs or between stepping stones. An herbaceous perennial.

#### **Light Needs**

Filtered sun, Full sun, Partial shade, Partial sun.

#### **Average Size at Maturity**

Grows 3 to 6 in. tall, 12 to 24 in. wide; flowers reach 8 to 10 in. tall.



### SHRUBS

---

*Arborvitae Golden Globe*



Handsome, bright golden yellow foliage covers this dense, globe-shaped shrub. It tolerates full sun exposure without sunburn. Thrives in regions with high humidity. Works well as a low hedge and in foundation plantings. Use in combination with dark green shrubs for a pleasing contrast. Evergreen.

**Light Needs**

Full sun, Partial sun

**Average Size at Maturity**

Moderate growing; reaches 4 ft. tall and wide.

### SHRUBS

---

*Arborvitae Mr. Bowling Ball*



A naturally rounded dwarf shrub with dense evergreen foliage. The lacy, rich green foliage has excellent year-round color retention. Useful as a low hedge and in foundation plantings. Especially useful in areas where space is limited.

**Light Needs**

Full sun

**Average Size at Maturity**

Slow growing; eventually reaches 24 to 30 in. tall and wide.



### SHRUBS

---

#### *Aucuba Japonica Gold Dust*



This spotted leaved aucuba grows slowly as a dense rounded evergreen shrub. It prefers rich, moist well-drained soil in partial to full shade. Flowers appear in the in early spring and the foliage glossy, green blotched with yellow providing year-round interest. It is used as a potted house plant in the north. They can tolerate heavy shade, air pollution, and poor soils. Their showy leaves are most colorful in the full shade, and they provide a pop of color in dark corners as well as some interest during the winter months. Propagate it by stem cutting or seed, but propagating from cutting ensures that you maintain the coloring of the plant. In cold climates, it may die back in the winter.

Insects, Diseases, and Other Plant Problems: Somewhat problem-free. Mealybugs, scale, and nematode are occasional problems. Southern blight or fungal leaf spots do occur. Root rot happens in poorly drained or very wet soils.

#### **Light Needs**

Full shade

#### **Average Size at Maturity**

Slowly reaches 4 to 6 ft. tall and wide.

### SHRUBS

---

*Azalea George L. Taber*



Masses of showy, single, light orchid blooms with white variegation. A beautiful evergreen shrub for use as a hedge, screen, or mass plantings. A sun-tolerant Southern indica Azalea that thrives in full to dappled sun in cooler northern climates; provide shade from intense afternoon sun in warm regions. Evergreen.

**Light Needs**

Filtered sun, Full sun, Partial shade, Partial sun.

**Average Size at Maturity**

Moderate growing; reaches 6 to 8 ft. tall, 4 to 6 ft. wide.

**Bloom Time** Mid-Spring

**Soil Needs** Azalea & Camellia Food

### SHRUBS

---

#### *Azalea Autumn Royalty Encore*



A beautiful, small azalea shrub that extends the flowering season! Huge, deep purplish pink blooms, many with white throats, and some with solid color. Great color for containers or use as low border shrub. Satsuki varieties can often handle a little more sun than most azaleas, though dappled sunlight is recommended.

#### **Light Needs**

Filtered sun, Partial shade, Partial sun.

#### **Average Size at Maturity**

Slowly reaches 3 to 3½ ft. tall and wide.

#### **Bloom Time**

Only Purple Azalea that Blooms Spring, Summer, and Fall

#### **Soil Needs**

Azalea & Camellia Food

Note there are many dwarf azalea varieties available. Inquire for availability.



### SHRUBS

---

#### *Barberry Crimson Pygmy*



A dwarf, densely branched form displaying deep crimson colored foliage all season long. Best color when planted in full sun. Excellent color contrast against green or gold-leaved plants. A great choice for mass plantings, particularly as a low hedge or border plant. Deciduous.

**Light Needs**

Full sun

**Average Size at Maturity**

Moderate growing; reaches 2 ft. tall, 3 ft. wide.

### SHRUBS

---

#### *Barberry Orange Rocket*



Vibrant coral-orange new foliage ages to a medium green, then turns ruby red in autumn. This award-winning, compact shrub has a vigorous upright growth habit and improved resistance to rust. Use to brighten the landscape in mass plantings, as a specimen plant, or in a container. Deciduous.

#### **Light Needs**

Full sun, Partial sun

#### **Average Size at Maturity**

Moderate growing; reaches 4 to 5 ft. tall, 2 to 3 ft. wide in 10 years.



### SHRUBS

---

*Barberry Golden Rocket*



Expect dramatic color from spring to fall with this unique shrub with its narrow, upright habit and showy, bright yellow foliage that creates excellent color contrast in mixed borders. This variety produces few flowers and little to no viable seed, making it a great alternative over many other barberries. Deciduous.

**Light Needs**  
Full sun

**Average Size at Maturity**  
Slowly reaches 3 to 5 ft. tall, 2 to 3 ft. wide.

### SHRUBS

---

*Boxwood Green Mountain*



A vigorous evergreen shrub with bright green foliage that retains good color throughout winter. The upright, naturally cone-shaped habit makes it an excellent candidate for topiary forms, and a striking container or formal garden accent. Use in mass plantings to create either a free-form or a sculpted hedge.

**Light Needs**

Full sun, Partial sun

**Average Size at Maturity**

Grows 5 ft. tall, 3 ft. wide in natural form.

### SHRUBS

---

*Boxwood Korean Winter Gem*



An excellent evergreen shrub for small hedges. Among the hardiest of the small-leaved boxwoods, the rich green foliage can acquire a golden bronze hue in cold winter zones but is one of the first to become green again in spring. Makes a wonderful addition to formal gardens, providing year-round interest.

**Light Needs**

Full sun, Partial sun

**Average Size at Maturity**


Reaches 4 to 6 ft. tall and wide.



### SHRUBS

---

#### *Boxwood Korean Wintergreen*



The cold hardy Wintergreen Boxwood, also known as Korean Boxwood, is an incredibly versatile shrub. It adds appeal to casual or formal landscape designs, and when grouped, Wintergreen complements most any garden and looks fantastic in decorative pots to accent a deck or patio.

Plus, it's compact and easy to shape. This evergreen, dense shrub performs like a superstar when shaped into topiary designs or even bonsai art. The slow-growing Wintergreen Boxwood typically gains only 2 to 3 inches annually, maturing to heights of about 3 feet with a 4 to 5 foot spread with little upkeep.

Wintergreen Boxwood is great-looking, with oval leaves that feature a finely textured look as their bright green hues darken slightly with age. An ongoing two-tone feature of bright and dark green foliage adds depth to this ornamental shrub.

But aside from its beauty and adaptable, hassle-free growth (with pest, deer, and disease resistance), it's just as easy to grow for beginners and experts alike.

#### **Light Needs**

Full sun, Partial sun

#### **Average Size at Maturity**

Reaches 4 to 6 ft. tall and wide.

### SHRUBS

---

*Camellia sasanqua Bonanza - Pink*



A versatile spreading habit with a profusion of bold scarlet peony-like blooms and glossy, dark green foliage. Use to create a colorful low hedge, espalier, or tall groundcover or as an evergreen foundation plant for sheltered sites with bright shade. Excellent flowers for cutting. An early season bloomer.

**Light Needs**

Filtered sun, Partial shade, Partial sun.

**Average Size at Maturity**

Moderate growing; reaches 4 to 5 ft. tall, spreading wider.

**Bloom Time**    Fall

**Soil Needs**    Azalea & Camellia Food



### SHRUBS

---

#### *Camellia Snowman - White*



The Winter's Snowman Camellia is an upright compact shrub perfect for a tall informal hedge planting. New leaf growth in the spring is an interesting burgundy color which turns into glossy dark green as the leaves grow and age. Pink flushed buds open to fragrant, small ruffled semi-double snowy white flowers from November through December.

Like most Camellias, this plant needs consistently moist, well-drained, acidic soil with high organic matter. Provide a sheltered site as flower and leaf buds may experience damage by cold winter winds. Early morning and direct afternoon sun can be too harsh so plant in partial shade and be aware that an area too heavily shaded can limit flowering. The size and shape of the plant can be controlled, and overall health improved by pruning the branches after flowering.

This showy plant is great for cut flowers and is mildly resistant to damage by deer.

#### **Light Needs**

Filtered Sun

#### **Average Size at Maturity**

Moderate growing 12 ft. tall, and only 5 ft. wide.

**Bloom Time**     Fall through Winter

**Soil Needs**     Azalea & Camellia Food

### SHRUBS

---

#### *Camellia Yuletide - Red*



The Yuletide Camellia is a beautiful evergreen shrub that grows in shady places and produces glorious bright-red flowers at Christmas time and right through the winter. It will grow from zone 7 into warmer zones outdoors and can also be grown in a pot as a porch plant in much colder areas. It needs no pruning to form an upright, dense bush with handsome deep-green glossy leaves, reaching 6 feet or more in height. It grows best in light shade but will grow in full sun too if the ground is moist. It prefers acidic soil but can be easily treated to grow in all kinds of soil and it is usually free of pests and diseases.

Large, bright-red flowers in mid-winter  
Handsome glossy rich-green evergreen foliage  
Broad, upright growth to 6 feet tall  
Perfect for semi-shaded locations  
Easily grown in large pots and planters

Single, brilliant red blooms centered with bright yellow stamens make an elegant statement in the winter garden. The glossy, dark green foliage creates a handsome natural hedge, foundation shrub or espalier specimen. A mid-season bloomer. Evergreen.

### SHRUBS

---

*Chamaecyparis Gold Mop*



A compact conifer with interesting, thread-like needles that weep and drape over the entire shrub. Bright, golden yellow foliage, even in full sun. An excellent semi-erect, mop-headed landscape specimen or accent plant that makes a nice background border or small hedge. Slow growing; size can be maintained with minimal pruning. Evergreen.

**Light Needs**  
Full sun

**Average Size at Maturity**  
Slowly grows to 6 ft. tall, 8 ft. wide; keep smaller with annual pruning.



### SHRUBS

---

*Cham Obtusa Golden Hinoki Cypress*



Sprays of feathery bright golden-yellow foliage distinguish this superior cultivar. Exceptional color for winter. Versatile upright grower makes ideal soft background for flowering shrubs. A fine informal hedge, privacy screen or windbreak.

**Light Needs**

Full sun, Partial sun

**Average Size at Maturity**

Quickly reaches 8 to 10 ft. tall, 3 to 4 ft. wide.

### SHRUBS

---

*Cryptomeria japonica 'Globosa Nana'*



A superb selection that retains a natural, dense, dome shape with little care. The finely textured foliage breaks up the bold effects of large leaved plants. Foliage becomes rusty red in winter. Enjoy as a single specimen or group as a filler. Evergreen.

**Light Needs**

Full sun, Partial sun

**Average Size at Maturity**

Slowly reaches 2 to 3 ft. tall, slightly wider; 4 to 8 ft. tall with age.



### SHRUBS

---

#### *Daylily Stella*



Hemerocallis hybrid 'TG08'

This evergreen version of the award-winning Stella de Oro Daylily is an early bloomer and re-blooms. Fragrant golden-yellow trumpet flowers rise above a dense clump of grassy green foliage.

#### **Light Needs**

Full Sun

#### **Mature Dimensions**

10-12" high x 10-12" wide

### SHRUBS

---

#### *Emerald Heights Distylium*



A dense and compact evergreen shrub with excellent resistance to pests and disease. Cascading, glossy green foliage produces an interesting, layered effect. Red-maroon flowers bloom late winter into early spring. Highly adaptable, and an ideal alternative to more ordinary hollies and laurels for borders, hedges, and mass plantings.

**Light Needs**

Full sun, Partial sun

**Average Size at Maturity**

Reaches 5 ft. tall and wide.

### SHRUBS

---

#### *Emerald Gaiety Wintercreeper*



Deep, emerald, green leaves edged in sparkling white are tinged with pink in winter. A mounding evergreen shrub with a dense, erect habit. Excellent for use in small, clipped hedges and foundation plantings. Stems may root where they touch the ground, and if given support may be trained to climb.

#### **Light Needs**

Full sun, Partial sun

#### **Average Size at Maturity**

Reaches 2 to 3 ft. tall in 10 yrs; 4 to 5 ft. tall, 3 ft. wide with age.



### SHRUBS

---

#### *Euonymus Golden*



An excellent choice for a colorful hedge, this evergreen shrub displays dense, bold green and gold variegated foliage on an upright growth habit. This tough shrub is adaptable to adverse conditions and tolerates poor, lean soils. Versatile and easy to care for, it requires minimal attention once established, but takes well to regular pruning.

#### **Light Needs**

Full sun, Partial sun

#### **Average Size at Maturity**

Moderate growing; reaches 6 ft. tall, 3 ft. wide in 10 years; up to 12 ft. tall, 8 ft. wide with age.

## SHRUBS

---

### *Euonymus Silver King*



#### *Euonymus japonicus* 'Silver King'

An attractive hedge plant with silvery white margins on glossy green leaves that adds unique color and texture to the landscape. Can be grouped to form a low screen. Highly adaptable; tolerates poor, lean soils and heat. An excellent topiary specimen for the landscape or containers. Evergreen.

#### **Light Needs**

Full sun, Partial sun

#### **Average Size at Maturity**

Moderate growing; reaches 6 ft. tall, 3 ft. wide, in natural form.

## SHRUBS

---

*Fatsia japonica*



Large, exotic, rich green foliage adds an exciting and bold tropical look to landscapes and patios. Great in a shaded entryway or patio, or in a sheltered spot near a water garden or dipping pool. Perfect for outdoor containers or as a houseplant. Ideal for low light, urban settings. Winter flowers are followed by black ornamental berries. Evergreen.

**Light Needs**

Filtered sun, Full shade, Partial shade, Partial sun.

**Average Size at Maturity**

Moderate growing; reaches 5 to 8 ft. tall and wide.



### SHRUBS

---

#### *Forsythia*



Brilliant yellow flowers in early spring. A dwarf forsythia cultivar that is noted for its compact-spreading shape. Early bloom makes this shrub a true harbinger of spring. Fast growing with a semi-arching habit. Best flowering if planted in full sun.

#### **Light Needs**

Filtered sun, Full sun, Partial sun.

#### **Average Size at Maturity**

Moderate grower 1-2 ft. tall to 4 ft. wide.

### SHRUBS

---

*Grass Karl Foerster*



Create a stunning vertical effect with feathery stalks that emerge reddish brown in spring and turn a rich golden color in fall. Blooms two to three weeks earlier than common feather reed grass. Thrives in wet soils yet tolerates drier conditions. Stalks make great cut flowers. Sterile seeds do not produce unwanted seedlings.

**Light Needs**

Full sun

**Average Size at Maturity**

Foliage reaches 2 ft. tall and wide; bloom stalks reach 6 ft. tall.

### SHRUBS

---

#### *Grass Pink Muhly*



Stately, showy foliage with an exceptional, upright, slightly arching form. Glittering clouds of vivid purple plumes emerge 3 to 5 weeks later than Regal Mist, lending far richer color from late summer to fall. Foliage stays green much longer than others of its type. An outstanding single specimen; spectacular massed in a meadow or native garden.

**Light Needs**

Full sun, Partial sun

**Average Size at Maturity**

2 to 3 ft. tall, clumping slightly wider; blooms reach 4 ft. tall.

**Bloom Time** Late Summer through Fall



### SHRUBS

---

*Grass Adagio Miscanthus*



One Adagio Maiden Grass is a stunning centerpiece and standout specimen in your garden, but multiples are breathtakingly spectacular in masses. Mix them into your perennial borders. Watch them sing by your evergreens. Pot up in a large planter or container for graceful accents.

**Mature Height**

3 - 5 feet

**Mature Spread**

2 - 3 feet

**Sun Exposure**

Full Sun, Partial Shade

## SHRUBS

---

### *Grass Maiden*



An attractive clumping ornamental grass with fine-textured, silver-green blades that turn golden-bronze after first frost. A great specimen for adding texture to shrub borders and perennial beds, or for massing as a screen.

**Light Needs**  
Full sun

**Average Size at Maturity**  
Moderate growing; reaches 6 to 8 ft. tall, 3 to 5 ft. wide.

**Bloom Time**    Late Summer  
**Light Needs**    Full sun

### SHRUBS

---

#### *Grass Morning Light*



Dense clumps of slender, green blades with creamy white margins and midveins that create a shimmering silvery appearance. A superb grass that adds visual excitement wherever used. Reddish inflorescences that persist through winter provide an interesting accent to bare winterscapes. Wonderful texture for beds and borders.

#### **Light Needs**

Full sun, Partial sun

#### **Average Size at Maturity**

Forms clumps 5 ft. tall, 3 to 4 ft. wide; plumes reach 6 ft. tall.

**Bloom Time** Late Summer



### SHRUBS

---

*Grass Little Zebra Dwarf Japanese Silver*



A lovely dwarf ornamental grass with graceful, arching blades with eye-catching ivory to yellow highlights. Tall, upright flower stems topped with feathery, silver-white, summer plumes that soften and curl as they dry. A bold, striking selection perfect for borders, containers, and naturalized areas or edges of water gardens.

**Light Needs**

Full sun, Partial sun

**Average Size at Maturity**

Moderate growing; forms a dense foliage clump 3 to 4 ft. tall and wide.

### SHRUBS

---

#### *Grass Hameln*



An attractive grass highlighted by fluffy, buff-colored plumes that arch above the lush, green fountain of foliage. In the fall, the foliage turns a lovely golden russet color. Creates a terrific contrast when used among shrubs or as a backdrop in a perennial bed.

**Light Needs**

Full sun

**Average Size at Maturity**

Moderate growing; reaches 2 to 3 ft. tall, 1 to 2 ft. wide.

**Bloom Time** Late Summer through Fall

### SHRUBS

---

#### *Holly Carissa*



Carissa Holly is a compact, rounded shrub. At a mature height of just 2 to 3 feet, it rarely needs any pruning. Spring blooms have a great fragrance, but Carissa Holly does not provide nearly as many of the red winter berries as other holly shrubs.

Carissa Holly is a perfect choice for a low maintenance small hedge, as a border along a walkway or driveway. It can also be used a specimen in almost any smaller space. They also do well in containers.

**Mature Height**

2 – 3 feet

**Mature Spread**

3 – 4 feet



### SHRUBS

---

#### *Holly Dwarf Burford*



Dwarf Burford Holly is a broadleaf evergreen with ornamental features. Lovely as both an accent and low hedge, this vibrant shrub is sure to provide year-round interest in your yard. Its emerald-green new growth blends majestically with the darker green of the mature foliage—and stand-out in coloring among other common evergreen shrubs. Clusters of petites, pristine-white flowers appear in spring to later give way to small berry-like fruit. Its fall fruit adds additional drama to the luster of the foliage. It has a compact, mounded habit and is very easy to care for. Unlike many other shrubs, you won't need a pollinizer to enjoy the decorative advantages of the fall/ winter fruit but having one will certainly allow your Holly to bear heavier.

**Mature Height**

4 to 6 Feet

**Mature Width**

4 to 6 Feet

**Sunlight**

Full sun to part shade

## SHRUBS

---

### *Holly Needlepoint*



- Showy, Low Maintenance Evergreen
- Glossy Green Foliage All Year
- Bright Red Berries Even with a Single Plant
- Excellent Hedge or Barrier Plant
- Great for Urban Settings
- Widely Adaptable

## SHRUBS

---

### *Holly Sky Pencil*



A narrow, columnar form with dark green foliage that stays neat year-round, and often sports small purple berries in fall, with a male pollenizer nearby. Leaves lack sharp points, making it ideal for decks, patios, or entryways as a vertical accent or privacy screening. Makes an elegant, formal statement in large containers. Evergreen.

#### **Light Needs**

Full sun

#### **Average Size at Maturity**

Moderate growing 6 to 8 ft. tall and 2 to 3 ft. wide.



### SHRUBS

---

#### *Holly Steeds*



An easy-to-grow, densely branched evergreen shrub with an attractive upright, pyramidal form. Dense, lustrous, dark green foliage adds color to the landscape year-round. Tiny white flowers produce ornamental black berries that persist throughout winter. A shapely hedge or foundation plant that responds well to regular pruning. Evergreen.

**Light Needs**

Full sun

**Average Size at Maturity**

Moderate growing; reaches 6 to 8 ft. tall, 5 to 6 ft. wide.

### SHRUBS

---

#### *Holly Dwarf Yaupon*



If you are looking for a wonderful, mounding broadleaved evergreen plant with dark green leaves, you'll want to take a close look at this petite Holly Ilex variety. Use as a modern foundation planting that won't outgrow its space. Because of its low mature height, it will stay well below most windows.

Dwarf Yaupon (*Ilex vomitoria* 'Nana') is a compact dwarf form and smaller fine-textured evergreen foliage grows into a symmetrical mound. Heat tolerant, this is a versatile shrub that can hold its own without a lot of care or concern on your part. It lives to serve you, beautifully and reliably year after year.

#### **Light Needs**

Full sun

#### **Average Size at Maturity**

Moderate growing; reaches 3 to 5 ft. tall, 3 to 6 ft. wide.

### SHRUBS

---

#### *Hydrangea Endless Summer*



An outstanding ornamental shrub. It produces flower buds on both old wood left standing from the year before, and on new wood grown from the base this year. Eight-inch, round, mop-head type flowers look so full and heavy you'll wonder at the plant's ability to support them.

This deciduous shrub has a rounded growth habit. Long, dark green leaves are the perfect backdrop for its showy flowers. The blooms are clear pink in alkaline soils with higher pH and turn a rich, sapphire blue if planted in acidic soils with lower pH level.

Size 3 -5 ft.



### SHRUBS

---

#### *Hydrangea Limelight*



An exciting hardy hydrangea from Holland, Limelight has unique chartreuse blooms in mid-summer that change to pink in fall. Good massed, as a hedge, in containers or as a cut flower.

#### **Light Needs**

Filtered sun, Full sun, Partial sun.

#### **Average Size at Maturity**

Moderate growing; reaches 6 to 8 ft. tall and wide.

Blooms late summer through late fall.

### SHRUBS

---

#### *Illicium Florida Sunshine*



This Florida anise has chartreuse golden, fragrant foliage for the warm season landscape. Leaves become hot yellow in the fall. Prefers light shade. Glows in the winter garden. Matures at 5 ft. high.

**Light Needs**

Part Shade to Shade

**Mature Dimensions**

5' high x 3' wide

### SHRUBS

---

*Itea Henry's Garnet*



Brilliant red-purple fall foliage color lasts into winter to make this a standout in the landscape. Slender clusters of fragrant white flowers add to the multi-seasonal show from this award-winning plant. Thrives in the dappled sunlight under the canopy of larger trees and in natural woodland settings. Deciduous.

**Light Needs**

Filtered sun, Full sun, Partial shade, Partial sun.

**Average Size at Maturity**

Moderate growing; reaches 5 to 6 ft. tall and wide.

**Bloom Time** Early Summer



### SHRUBS

---

#### *Itea Little Henry*



This compact Sweetspire starts out the summer with a beautiful display of fragrant white flowers that blanket the shrub. As summer progresses shiny, disease-free foliage appears until fall when the foliage turns a stunning garnet-red. Full sun exposure will produce more vibrant fall color. Perfectly suited for covering large banks, beds, and borders.

#### **Light Needs**

Filtered sun, Full sun, Partial shade, Partial sun.

#### **Average Size at Maturity**

Reaches 2 to 3 ft. tall and wide.

**Bloom Time** Late Spring to Early Summer

### SHRUBS

---

#### *Ivy English*



A beautifully variegated form of English Ivy, with noticeable creamy white veins on very large, lustrous, rich green leaves. A strong vining habit and self-clinging tendrils that easily climb walls, pillars, arbors, and fences. Without climbing structures, creates a lush, blanketing groundcover. Proven to be harder than others. Evergreen.

#### **Light Needs**

Full sun, Partial sun

### SHRUBS

---

*Jasmine Asiatic*



The Asiatic Jasmine is a tough and adaptable evergreen groundcover that tolerates heat, sun, shade, and drought, all while being resistant to pests and diseases. Basically, you get gorgeous growth without the hassle.

**Mature Height**  
3-6 in.

**Mature Width**  
3-6 ft.

**Sunlight**  
Full Sun



24-30 in.

### **SHRUBS**

---

*Jasmine Confederate Star*



A beautiful vine prized for its very fragrant, star-shaped, white flowers, and blanket of thick, dark green foliage. Plant near a patio, terrace, or entry where the fragrance can be enjoyed. In frost-free areas, train on posts, walls, or trellises, or allow to trail along as a groundcover. A warm region evergreen; a superb summer container plant for colder regions.

#### **Light Needs**

Full sun, Partial sun

#### **Average Size at Maturity**

Twining stems climb 18 to 20 ft. tall, with support.

## **SHRUBS**

---

### *Jessamine Carolina*



Vigorous, climbing evergreen vine with shiny dark green foliage. Attracts butterflies.

#### **Light Needs**

Full Sun to Part Shade

#### **Mature Dimensions**

10-15' high x 2-3' wide

## SHRUBS

---

### *Juniper Blue Pacific*



This wonderful, low, spreading form makes a superb groundcover, group planting or single specimen. Dense blue-green foliage gives this selection a handsome appearance and is best when not pruned, but rather left in its natural form. A notably heat tolerant variety. Evergreen.

#### **Light Needs**

Full sun

#### **Average Size at Maturity**

Slow growing; reaches 1 ft. tall, spreading 6 to 7 ft. wide.



### SHRUBS

---

#### *Juniper Blue Rug*



*Juniperus h. 'Wiltonii'* is a low growing, creeping groundcover that forms a dense, low mat of trailing branches with almost cedar-like silvery-blue foliage that shifts to a light purplish-bronze tinge in winter. *Wiltonii* spreads slowly to moderately fast and is considered among the fastest growing junipers, spreading up to 12-15 inches per year.

### SHRUBS

---

#### *Juniper Grey Owl*



A finely textured evergreen shrub with arching branches clothed in soft, silver-gray foliage. Very effective planted en masse, as a tall groundcover or low growing hedge. Benefits from some shelter from harsh afternoon sun in desert climates. Requires little maintenance. Drought tolerant when established.

#### **Light Needs**

Full Sun

#### **Average Size at Maturity**

Moderate growing; reaches 3 ft. tall, 6 ft. wide.

### SHRUBS

---

#### *Juniper Procumbens Nana*



*Juniperus procumbens* 'Nana' is a slow-growing cushion-forming, ground hugging form of Japanese juniper that is very popular in the nursery trade. It grows completely prostrate with mounding, layered branches, holding dense, green foliage. Over time, the plant's center will "mound up" while branches continue to cascade downward. After 10 years of growth, a mature specimen will measure 12 inches (30 cm) tall and 4.5 feet (1.5 m) wide, an annual growth rate of 4 to 6 inches (10 - 15 cm) mostly outward.



### SHRUBS

---

#### *Laurel Schip*



A handsome upright shrub for woodland gardens with filtered sunlight or dappled shade. Glossy, medium green foliage with a refined look on a dense, vase-shaped form that has a layered appearance. Stalks of fragrant white flowers appear in spring. Hardier than dwarf English laurel. Evergreen.

#### **Light Needs**

Filtered sun, Partial shade, Partial sun.

#### **Average Size at Maturity**

Moderate growing; reaches 6 to 10 ft. tall and wide in 10 years.

### SHRUBS

---

*Ligustrum Recurvifolium*



Large, upright, broad-leaved evergreen shrub, highly adaptable and easy to grow. Lustrous dark green, wavy foliage creates a handsome small accent tree, foundation hedge, or privacy screen. Excellent for use as a container specimen.

**Light Needs**

Full sun

**Average Size at Maturity**

Moderate growing; reaches 8 ft. tall, 6 ft. wide.

### SHRUBS

---

#### *Ligustrum Sunshine*



Ideal as a hedge in the landscape, Sunshine Ligustrum offers golden foliage that flourishes in full sun. This sterile, non-invasive cultivar will not re-seed into the landscape. In fact, it doesn't bloom at all, which is good news for allergy sufferers! Semi-deciduous in zone 6 gardens.

**Light Needs**  
Full Sun

**Average Size at Maturity**  
3-6' high x 3-4' wide



### SHRUBS

---

#### *Ligustrum Howardi*



Another wonderful Ligustrum which makes an excellent large hedge, as well as a nice colorful accent plant. Like most any Ligustrum, can be pruned / trimmed to maintain a desired shape or size. Has very dark, deep, glossy green leaves - new growth is bright yellow turning to green with age. Even older growth retains a splash of yellow on many leaves. Mature foliage also has a very "wavy" appearance, and a very thick, almost leathery texture. Very sturdy strong foliage indeed.

During the spring / summer growing season, Howardi has almost a two-toned look with the brilliant yellow new growth, combined with the dark, glossy green of older, mature foliage. Moderate growth rate & high disease resistance makes this evergreen shrub a perfect choice for any landscape. Prefers full sun but will do well in part shade as well.

**Mature Height**  
7 - 10 ft

**Mature Width**  
6 - 8 ft

## SHRUBS

---

### *Ligustrum Waxleaf*



A versatile evergreen with a compact habit and glossy green foliage that responds well to regular pruning into formal topiary, clipped hedges, or small standard trees. Displays a profusion of fragrant, white blooms in spring. Useful as an informal hedge, screen, or windbreak. Performs well in containers.

#### **Light Needs**

Full sun, Partial sun


#### **Average Size at Maturity**

Grows 10 ft. tall, 6 ft. wide in natural form.

### SHRUBS

---

*Lilac – Only a few do well here, no warranty*



One of the best lilacs for warm winter areas. Produces spectacular clusters of light lavender-blue flowers without winter chilling! A midseason bloomer that typically flowers in mid-May. Bright green foliage maintains its attractive appearance all summer. Plant near a window or pathway where the fragrant blooms can be enjoyed. Deciduous.

**Light Needs**

Full sun, Partial sun

**Average Size at Maturity**

Quickly reaches 10 ft. tall, 6 ft. wide.



### SHRUBS

---

#### *Liriope Big Blue*



Abundant blue flower spikes rise above the attractive, tufted arching, grass-like foliage followed by clusters of black berries. Superior edging, border, or groundcover. Tolerates drier conditions when established. Evergreen.

**Light Needs**

Partial sun

**Average Size at Maturity**

Grows 12 to 15 in. tall and wide.

### SHRUBS

---

#### *Liriope Variegata*



Boldly variegated foliage, and soft lilac flower spikes highlight this evergreen perennial. Fuss-free and adaptable, resistant to insects and disease, and tolerant of heat and humidity when established. Takes sun in cool summer climates; part sun to shade anywhere. Excellent as groundcover, edging for a walkway, or filler in a tub planting.

**Light Needs**  
Partial sun

**Average Size at Maturity**  
Moderate growing: foliage clumps reach 15 to 18 in. tall and wide.

### SHRUBS

---

*Loropetalum Daruma*



*Loropetalum Daruma*, or Fringe Flower, is a compact and low growing variety. Rounded growth habit reaching 3 ft. in height and spread. Good red color throughout the leaf. Dark pink flowers from early February through March.



## SHRUBS

---

*Loropetalum Ever Red*



Vivid, deep red flowers combine with extremely dark burgundy foliage to create a stunning, compact shrub. An exceptional foundation plant or accent specimen. Use to create high contrast effects in beds and borders. Evergreen.

**Light Needs**

Full sun, Partial sun

**Average Size at Maturity**

Reaches 6 to 9 ft. tall, 6 ft. wide.

### SHRUBS

---

#### *Loropetalum Purple Diamond*



The Purple Diamond Loropetalum offers vibrant flowers, year-round foliage, and unbeatable landscape versatility. A semi-dwarf Loropetalum, the Purple Diamond grows between 4-6 feet high, and 4-5 feet wide, a manageable size that makes it a favorite among homeowners.

The Purple Daydream Loropetalum excels when planted in groups as a short hedge, a low privacy screen, or a foundation plant. Beyond that, it's the ultimate container accent that will thrive throughout all seasons. Although it grows in a mounded, upright shape, it tends to spill over containers and pots, lending a verdant, luxurious feel to your garden or entryway.

Bright pink ribbon flowers bloom in spring, shining against the deep purple, oval leaves. The Purple Diamond's trademark color is present year-round, and plenty of sun will ensure a deeper shade of purple.

## SHRUBS

---

### *Loropetalum Purple Daydream*



This petite beauty displays dark purple mounding foliage year-round and bursts with lovely dark pink string clusters each spring. Purple Daydream is versatile, handling full sun to part shade, as well as offering drought tolerance and deer resistance.

#### **Light Needs**

Full Sun to Part Shade

#### **Mature Dimensions**

2-3' high x 3-4' wide



### SHRUBS

---

*Loropetalum Ceris Charm*



A well-behaved, rounded, dwarf variety, with colorful foliage that stays deep burgundy all year, even in the heat of the Southeast. Deep red-purple flowers bloom 2 to 4 weeks later than other varieties, preventing frost damage. Use as a colorful specimen or accent in borders. Evergreen.

**Light Needs**

Full Sun

**Average Size at Maturity**

Reaches 2 to 3 ft. tall, 3 ft. wide.

### SHRUBS

---

#### *Loropetalum Crimson Fire*



Loved for its sharp color contrast, the Crimson Fire Loropetalum is a plant for all seasons, thanks to ruby-red to burgundy foliage that stays vibrant throughout the year. This dwarf evergreen variety is ideal for small gardens, perennial borders, containers, or foundation plantings.

But evergreen foliage isn't all the Crimson Fire offers. It blooms in spring with vibrant, neon-pink flowers that stand out against its rich foliage and provide a welcome pop of color in green spaces or against neutral backdrops.

Growing up to 4 ft. tall and 4-5 ft. wide, the dwarf Crimson Fire has a compact size that's perfect small spaces or gardens. Plus, it's pest-free, disease-free, and deer-resistant, for low-maintenance growth.

### SHRUBS

---

#### *Mahonia Grape Oregon*



An excellent, easy-care, evergreen shrub for mass planting as a screen or as a single colorful accent. Spiny foliage emerges with bronze-red coloring, turns green as it matures, and develops a purple-red coloring in the winter. Brilliant yellow flowers in spring are followed by deep blue berries in fall. Plant two or more for best berry production.

#### **Light Needs**

Full sun, Partial sun

#### **Average Size at Maturity**

Irregular, upright stems; reaches 3 to 6 ft. tall and wide.



### SHRUBS

---

#### *Mahonia Soft Caress*



Few plants offer the texture that 'Soft Caress' provides the shade garden. In early winter, bright-yellow flowers stand atop the slender, bamboo-like foliage like fingers of light. Perfect for an Asian garden or as a specimen.


**Light Needs**  
Part Shade to Shade

**Mature Dimensions**  
3' high x 3.5' wide

### SHRUBS

---

#### *Nandina Firepower*



One of the best coloring nandinas! New foliage has fresh green coloration, with red highlights as it ages. Brilliant red foliage develops in the fall and persists through winter. Neat, low evergreen mounds are terrific for borders, massing, and containers. Requires little care and no pruning. Developed in New Zealand.

#### **Light Needs**

Full sun

#### **Average Size at Maturity**

Moderate growing; reaches 30 in. tall and wide.



### SHRUBS

---

#### *Nandina Gulfstream*



Gulf Stream nandina is a dwarf almost fruitless cultivar in the Berberidaceae (barberry) family. With an attractive compact habit and bright colorful leaves, it makes an excellent addition to a walkway planting, a low hedge, courtyard or planted as a specimen or in small groupings in a cottage garden.

It is drought tolerant and may develop suckers. Cold can damage this plant, but it typically does well in southern winters. This plant is particularly resistant to damage by deer.

Full sun (6 or more hours of direct sunlight a day)

Partial Shade (Direct sunlight only part of the day, 2-6 hours)

**Height:** 3 ft. 0 in. - 2 ft. 0 in.

**Width:** 3 ft. 0 in. - 5 ft. 0 in.



### SHRUBS

---

#### *Nandina Lemon Lime*



The Lemon-Lime Nandina is a fabulous small shrub, growing 3 to 4 feet tall, with wonderful chartreuse-green new growth, and older greener growth, creating a great visual texture that enriches all the plants around it. Grow it as an edging on larger beds, or as a specimen in smaller ones. With its cloudy look of many small leaves, it is perfect for a natural garden, while still looking great in a more formal one. It is also a perfect choice for Zen gardens, or other Asian style looks, as well as being ideal for planter boxes and beautiful pots and containers. It is hardy from zone 6, and this is an easy plant that anyone can grow.

Stylish chartreuse-green young leaves  
Smaller size for smaller gardens  
Great edger for beds and paths

Grow the Lemon-Lime Nandina in full sun for the best lime-green foliage color, but it will grow in almost all light conditions, including light full shade. It grows well in almost any soil, except for very wet ones, and it has no pests or diseases. It needs no trimming to keep its compact, neat look, and it almost never flowers, so it cannot invade natural spaces, as older types of Nandinas have been doing. For a great look on an easy-care plant, this one simply can't be beaten.

**Mature Width** 3-4'  
**Mature Height** 3-4'

### SHRUBS

---

#### *Pachysandra Terminalis*



An excellent deer resistant groundcover for small shady areas. This improved selection has attractive evergreen stems with extra-glossy, bright green leaves. Tiny white flowers begin to appear in the spring. Spreads to form a dense carpet. Perfect for mass plantings under large trees in a shade to dappled sunlight setting.

#### **Light Needs**

Full shade, Partial shade

#### **Average Size at Maturity**

Reaches 6 to 10 in. tall, spreading slowly by underground stems.

**Bloom Time** Spring and Early Summer

This has long been the most reliable cool-season groundcover for shade. Perfect for planting under the canopies of older trees, where little else grows. A lifesaver on the north sides of walls or north-facing slopes, and between tall multistory buildings. Works very nicely in the front of shaded borders or as filler between larger shrubs. Dense enough to keep down weeds, it is a great solution for dark parts of the garden, where other herbaceous plants fear to tread.

Deciduous/Evergreen.

### SHRUBS

---

#### *Pine Mugo*



A popular dwarf conifer displaying dark green needles on dense branches. A very useful, slow growing evergreen for rock gardens, mass plantings, and in mixed groupings with broadleaf plants. Makes a great container specimen.

#### **Light Needs**

Full sun

#### **Average Size at Maturity**

Slow growing; reaches 3 to 5 ft. tall, 6 to 10 ft. wide in 10 years.

Although Mugo Pine can grow taller with age, in the Japanese garden it is very carefully clipped into a neat mounding form. Of the small conifers, this is the easiest to grow in gardens and is often used individually or in small clusters with boulders. Has become popular as an evergreen contrast in perennial borders, but it's best used amidst other dwarf shrubs needing texture variations.



### SHRUBS

---

#### *Pieris Japonica Flaming Silver*



Fiery red new growth rises from the lustrous evergreen foliage then ages to a deep green. Profuse, broad, drooping clusters of white flowers cool the flames, creating a breathtaking spring show. An ideal shrub for use in a foundation planting or landscape groupings, and an excellent companion shrub for azaleas.

#### **Light Needs**

Filtered sun, Partial shade, Partial sun.

#### **Average Size at Maturity**

Slow growing; reaches 6 to 10 ft. tall and wide.

This Pieris is a bold colored plant for partially shaded gardens. It thrives in natural woodland settings. An excellent background plant with conifers in Japanese tea gardens. A great solution for the damp, acidic soil conditions in the Pacific Northwest. Bright foliage color and charming flowers makes it a suitable accent plant for condo and town-house patios, city gardens and courtyards. Valuable foundation plant on north and eastern exposures. Once matured, it can be used as a side-yard privacy screen.

### SHRUBS

---

*Pittosporum Wheeler's Dwarf Japanese*



This dwarf, rounded shrub is perfect as a low border, groundcover, or container specimen. Prized for its dense, compact growth and glossy evergreen foliage. Occasionally produces small orange blossom-scented flowers. Requires little maintenance.

#### **Light Needs**

Full sun, Partial sun

Moderate growing; reaches 2 to 3 ft. tall, 4 to 5 ft. wide.

In milder climates this is one of the most useful low-growing shrubs available. Plant it as a single specimen or in small groups. Short stature makes an ideal foundation planting under windows. With its spreading, dense foliage, it is also a great groundcover or filler beneath tree canopies, or between taller shrubs. Rich green color gives vibrancy to tropical plantings or Asian schemes. Use in a formal garden as edging or short hedges clipped into rigid forms. Also great in planter islands inside circular driveways where it will tolerate the reflected heat.

### SHRUBS

---

#### *Rose Red Drift Groundcover*



Clusters of petite flowers bloom in abundance for an extended season of color. Glossy dark green, disease resistant foliage on a vigorous, hardy, carefree shrub. Perfect for use at the front of borders, or plant to spread gently over a rock wall or along garden pathways.

Light Needs  
**Full Sun**

**Average Size at Maturity**  
1 1/2 ft. tall, gently spreading 2 1/2 ft. wide.

**Bloom Time** Petite red flowers, spring through summer.



### SHRUBS

---

#### *Rose Double Knock Out Shrub*



A maintenance free rose that continually produces self-cleaning double candy apple red flowers with a slight spicy fragrance. Unsurpassed resistance to black spot and downy mildew leaf diseases. This rounded, bushy, well-behaved shrub creates an excellent low hedge or accent. Deciduous.

**Light Needs** Full Sun  
**Fast growing** reaches 3 to 4 ft. tall and wide.  
**Bloom Time** Spring through Fall

Ideal to integrate into shrub or mixed borders for solid, long-season color without additional care. Makes a fine addition to south and west facing foundation beds. Use in the back of perennial borders to intensify season long color. Plant in irregular groupings for a large-scale cover that blocks weeds. Great in pairs to flank an entry, steps, or gate. Plant en masse to create a low, semi-formal hedge or to clean up unattractive paving edges around porches and patios.

### SHRUBS

---

#### *Spirea Goldmound*



A sport of Goldflame Spirea with yellow new foliage that matures to yellow green in summer and turns a coppery orange in fall. Sweet pink flowers contrast nicely against the bright foliage. A compact, shrubby spirea that works wonderfully when mixed in with green-leaved plants at the forefront of shrub borders. Deciduous.

#### **Light Needs**

Full sun

#### **Average Size at Maturity**

Moderate growing; reaches 3 to 4 ft. tall, slightly wider.

With such vivid seasonal foliage changes, put this shrub up front and center for full appreciation. Tailor made for foundation planting. Exceptional for shrub borders along fences, walls, and buildings. Plant in creative open combinations with high contrast purple and black foliage shrubs for drama most of the year. Large enough to make a solid hedge to divide space within a garden or separating front yards. Leave natural to bring long term color and brightness into wild gardens against backgrounds of conifers and dark foliage evergreens. Perfectly versatile and appealing for calling attention to entries, gateways, and focal points.

### SHRUBS

---

#### *Verbena Purple*



A vibrant purple selection from the first reblooming verbena hardy to the low teens. Beats all verbenas for summer performance - it takes the heat better and stays in flower longer! Lasting color, dense branching, and excellent powdery mildew resistance. An herbaceous perennial in mild winter regions; treat as an annual elsewhere.

#### **Light Needs**

Full sun

#### **Average Size at Maturity**

Quickly reaches 8 to 12 in. tall, spreading 18 to 24 in. wide.

**Bloom Time** Late Spring through Summer



### SHRUBS

---

#### *Viburnum Chindo*



'Chindo' viburnum is an upright, dense, large, pyramidal shrub with lustrous, dark green foliage. With maturity, this plant will have clusters of tiny white flowers that develop into bright red berries in early autumn. This cultivar is hardy from zones 7b to 9b. It grows rapidly to a height of 10 to 12 feet and a width of 6 to 8 feet.

Grow this tough, durable plant in sun to partial shade. 'Chindo' tolerates a wide range of soils and is also mildly resistant to damage by deer. When established, this viburnum can withstand drought-like weather conditions and becomes carefree with no serious pest problems.

Choose 'Chindo' viburnum for your next hedge or evergreen screen, or as a large accent planting. This shrub is a JC Raulston Arboretum Selection since 2003. 'Chindo' Viburnum will be a terrific addition to any sunny Carolina landscape.

### SHRUBS

---

#### *Viburnum Doublefile*



Doublefile viburnum is a medium-sized, deciduous shrub that is commonly found in the landscape. This shrub is native to China and Japan and grows 8 to 10 feet tall and as wide. It is multi-stemmed and has horizontal branching giving a layered appearance. The white flowers in spring are showy cymes followed by red to black fruit the birds love. Fall leaf color is red to purple. It grows well in sun to part shade and is adaptable to soil types. Prune as needed after flowering.

Showy blooms occur 'double file', in axils of leaves with one on each side of a node on horizontal branches in late spring. The lace-capped flowerhead has showy sterile flowers that encircle non-showy inner fertile flowers. It is easily identified by its leaves which are ovate, pubescent, and appear pleated with serrate margins. The pleats are comprised of nearly straight, impressed veins.

Plant in moist well-drained soil with mulch around the roots to keep them cool and moist. Tolerates full sun to partial shade. Use as a hedge, as a foundation shrub, in the shrub border, or as a specimen. This shrub is easily transplanted.

### SHRUBS

---

#### *Viburnum Chinese Snowball*



Chinese snowball viburnum is a popular deciduous flowering shrub in the Viburnaceae family. It is native to mainland China and grows up to 25 feet tall and 20 feet wide with a rounded vase-shaped form. The flowers are the largest of the snowball viburnums. It is a hardy shrub from zones 6 through 9.

This shrub produces profuse dome-shaped, rounded, infertile flowers in the spring and some areas produce a flush bloom in the fall. The flowers emerge chartreuse then quickly turn to white and are sterile with no fragrance. The leaves are semi-evergreen in the southernmost growing zones, opposite and pubescent with serrate margins. Since the blooms are sterile, there is no fruit production.

A variety of *Viburnum macrocephalum* var. *keteleeri* is found in the wild, and it has both sterile and fertile florets, so sometimes fruits are seen on this plant.

Use this plant as a specimen, in groups, for borders, in foundation plantings, or for informal hedges. It has good disease resistance.



### SHRUBS

---

#### *Viburnum Spring Bouquet*



A beautiful, low-growing evergreen shrub with dark green foliage and lightly fragrant, pinkish white spring flowers. Its dense, compact, upright growth habit makes this a favorite choice for small hedges, screens, or foundation plantings.

#### **Light Needs**

Full sun, Partial sun

#### **Average Size at Maturity**

Moderate growing; reaches 4 to 6 ft. tall and wide.

#### **Bloom Time**

Spring

This shrub, a lower-growing version of the species, works well as an informal low hedge or screen, and is also a fine border companion. Try planting it at the corner of the drive, or where there is a small grouping of shrubs.

### SHRUBS

---

*Vinca Minor* Common Periwinkle



One of the best groundcovers for shade, displaying large, violet-blue, pinwheel-shaped flowers against glossy dark green leaves. Sun tolerant in cool northern zones. In hot summer areas, plant in dappled to deep shade. Good for use in firescaping. Evergreen in most climates.

**Light Needs**

Filtered sun, Full shade, Full sun, Partial shade, Partial sun.

**Average Size at Maturity**

Fast, vine-like growth; reaches 4 to 6 in. tall, spreading indefinitely.

**Bloom Time**

Late Spring through Summer

Use this shady groundcover for those hard-to-plant spots--its evergreen trailing stems will look fine year-round. It makes a good groundcover for shrub plantings.

### SHRUBS

---

#### *Vinca Major*



Big Leaf Periwinkle Is an evergreen ground cover from Asia Minor which forms a dense mat. Prefers part shade to shade in fertile well-drained soil. The blue to violet flowers appears in spring and may bloom intermittently through autumn. It can be grown in containers outside of zone 7. Taller growing than *V. minor*; utilized more for naturalized aspect.

Its non-flowering stems grow along the ground, with the flowering stems stand upright.

When attempting to cover a smaller area, planting 8" apart will give you a quick cover. For larger areas, place your plants 12"-18" apart. Great plant for beds where bulbs are located. Its dense foliage will also help to keep weeds under control. Want to enjoy its showy flowers without it becoming invasive in your garden, consider it as an annual container plant. Its trailing habit also makes a great selection for a hanging basket or window boxes.

This plant is considered invasive in several states surrounding NC and California. It spreads as its nodes encounter the surrounding soil, forming roots. A cutting from a stem placed in another suitable location can easily root, thereby starting an additional stand of periwinkle. When grown along streamsides, moving waters can also dislodge pieces of the stems, wash them downstream, where they can form additional colonies.



### SHRUBS

---

*Yew Duke Gardens Cephalotaxus harringtonia*



Japanese plum yew is an evergreen, needled shrub, or small tree in the Taxaceae (yew) family. The cultivar 'Duke Gardens' was discovered at Duke Gardens in Durham, North Carolina and is noted for its compactness.

Ideal for the southeastern United States, as it tolerates both the summer heat and humidity unlike other yews, 'Duke Gardens' has a dense spreading mounding habit.

This plant prefers moist, well-drained soil but tolerates dry, sandy, or clay soil. Plant it in full sun if you have cool summers; otherwise, it needs partial shade and tolerates shade better than most other needled evergreens.

Once established this plant is drought tolerant and deer resistant. 'Duke Gardens' grows slowly to 2 to 4 feet tall and wide.

Japanese plum yew works well in small spaces, a woodland or shade garden as an accent or planted in mass along a border. Its fragrant glossy needles provide year-round interest and makes an interesting change in the landscape from the typical junipers.

### SHRUBS

---

*Hicks Yew Taxus x media 'Hicksii'*



An excellent evergreen shrub for tall hedges and privacy screens. The long, upright-growing branches with dense, glossy, dark green foliage naturally form a narrow, columnar habit that works well as a foundation plant, or placed in pairs at entries or doorways.

#### **Light Needs**

Full sun, Partial sun

#### **Lore**

All species of this genus are poisonous. One American species is the source of the cancer drug, Taxol. In England yew trees were restricted to church yards where they were not subject to livestock grazing, which caused many animal deaths in the past. Interestingly, deer may graze on them, unaffected. Birds are also attracted to the fruit, which they eat without consequence, as the flesh is not toxic to most, and the seed passes through intact.

#### **Average Size at Maturity**

Slowly reaches 10 to 12 ft. tall, 3 to 4 ft. wide.

### SHRUBS

---

*Yew Densiflora*



Makes a great, trouble-free, low hedge. Can be sheared or pruned to any shape. Perfect for foundation plantings that won't block your view from your windows. Mature height is only 3-4' tall but spreads up to 7'. Can also be sheared into a low 3-4' "shake-hands-with-neighbor", hedge. Unsheared growth habit is rounded mounding. No serious insect or disease problems – no sprays required. This female cultivar has bright red berries. Resistant to drought and rabbits and will do well in heavy shade. The most widely planted foundation plant in the U.S. Recommended for zones 4-7.



### SHRUBS

---

#### *Yew Fastigiata*



*Taxus baccata* 'Fastigiata' is one of the world's most-popular conifers. It is a narrowly fastigate female clone with stiffly erect branches holding long, radially arranged dark-green needles and showy red berries. As plants age, they will become more broadly conical and are often seen sheered with a flat top.

After 10 years of growth, a mature specimen will measure 4.5 to 10 feet (1.5 - 3 m) tall and 2 to 3 feet (60 - 90 cm) wide, an average growth rate of 6 to 12 inches (15 - 30 cm).

This cultivar originated as a random mutated plant found growing the wild in the hills above Florence Court County, Fermanagh, Ireland in the late 1770s. A farmer, named Mr. Willis is said to have transplanted the mother plant to his farm in 1780. Being that this is such an old cultivar and fastigate seedlings are quite common, including male clones, it is probably more appropriate to name the plant, *Taxus baccata* forma *fastigiata*. Some of the common names seen in the nursery trade include Irish yew and Florence Court Yew. *Taxus baccata* 'Hibernica' and 'Stricta' are synonyms.

### SHRUBS

---

*Yew Cephalotaxus harringtonia 'Prostrata'*



An attractive and versatile, problem-solving evergreen shrub with long, dark green needles that make it very useful for foundation or mass plantings. Tolerant of shade, heat, and drought. Excellent for filling under tree canopies and areas shaded by tall buildings. Works well as a low hedge plant.

**Light Needs**

Full sun, Partial sun

**Average Size at Maturity**

Slowly reaches 2 to 3 ft. tall, 3 to 4 ft. wide.

### TREES

---

#### *Arborvitae Degroot's Spire*



Purple-tinged winter foliage meets a sleek, narrow pyramidal form, setting the Degroot's Spire Thuja apart from similar varieties.

Looking for eye-catching height without sacrificing a ton of space in your landscape? Look no further than the Degroot's Spire Arborvitae. Its twist-like texture grows naturally into a slim form and takes on shearing well, so you can shape it any way you like. Plus, its tailored evergreen silhouette is perfect for windbreaks, planting between buildings, driveway borders, and beyond.

Your Degroot's Spire Thuja has an exceptionally firm and extensive root system because we've planted and grown it at our nursery before shipping it to your door.

And compared to similar varieties, your mature Degroot's Spire Thuja has better color retention and density. That means you'll get the benefits of looks, strength, longevity, and more with your new Thuja Spire

**Mature Height:**  
20'

**Mature Width:**  
4'



### TREES

---

#### *Arborvitae Emerald Green*



The Emerald Green Arborvitae is the go-to. Easy to grow and sized perfectly, these hedge trees are ideal for tight areas. And their shimmering emerald color and disease resistance make them extremely popular.

The Emerald is your best choice for a medium-sized privacy screen. Just plant these amazing hedges in groupings for a tidy, neat look that never needs trimming. The Emerald Green Arborvitae is perfect for planting next to foundations or other tight areas where you need an attractive evergreen accent tree that grows hassle-free.

Arborvitae are exceptional performers, adaptable to a variety of soil conditions and weather extremes. That means you won't have to deal with ugly browning, even in the coldest of winters, or unattractive dead spots and holes.

Your Emerald Green is one of the thickest evergreens you can plant, so it forms a solid privacy fence that you'll never have to prune. And once it's established, it thrives on rainfall alone. Adaptability and versatility are key when it comes to the Emerald Green. The possibilities are endless, making the Emerald Green Thuja an extremely popular hedge tree.

**Mature Height:** 10-15'

**Mature Width:** 3-4'

### TREES

---

#### *Arborvitae Green Giant*



The Thuja Green Giant quickly gives you a lush, rich privacy screen. It grows up to 3 to 5 feet each year. Thuja delivers dark green foliage year-round. The Green Giant blocks noise, neighbors and unsightly views while taking very little space.

The Thuja Green Giant quickly gives you a lush, rich privacy screen (3-5 feet per year once established). It is drought tolerant, disease and insect resistant and easy-to-grow and very adaptable.

Green Giants grow in a uniform shape and height. You get that classic French Renaissance look without having to prune or shear. In fact, you don't have to do anything to them. They have no significant insect or disease problems.

So, you'll never have to worry about mixing chemicals or spraying these trees. With proper care, Thujas aren't typically prone to deer or bagworm problems. This is a tough tree. Resists ice and snow damage. Grows in almost any soil, even sandy loam or heavy clays. Prefers direct sunlight, but also does well in partial shade.

The Thuja Green Giant is the perfect fast-growing evergreen for a privacy hedge or windscreen. Plant one every 5 to 6 feet and they quickly create a dense barrier. You can easily trim them once a year to your desired height. Left unpruned, Thuja Green Giants planted in rows can reach as high as 30 to 50 feet.

**Mature Height:** 30-50

**Mature Width:** 12-15 ft. (standalone width).

## TREES

---

### *Cedar Atlas*



A pyramidal form of shimmering silvery-blue foliage sets the Blue Atlas Cedar Tree apart, making it a landscape focal point. Its sleek silhouette and dramatic color heighten almost any area, so it's a unique selection, full of character that gives you instant curb appeal.

It's one of the most popular evergreen conifers available. Blue-green foliage falls elegantly from its upward-growing branches, lending incomparable color to your yard. Plus, because it's tolerant of most soil types and drought conditions once established, it thrives on rainfall alone...taking the guesswork out of growing for you.

But the best part of your Blue Atlas Cedar is the fact that it arrives at your door, ready to thrive and outlast tough conditions with ease. Now, you reap the rewards with a stronger, better-developed root system and healthier branching.

**Mature Height:** 40-60'  
**Mature Width:** 30-40'



### TREES

---

#### *Cedar Deodar*



The Deodar Cedar (*Cedrus deodara*) is an evergreen tree that can reach 70 feet high and up to 40 feet wide. It is a popular landscape specimen that provides year-round interest with its attractive pyramidal shape and lovely green-silver color. This tree is fast growing, making it an excellent choice for a windbreak or a natural privacy screen on your property. Deodar Cedars make a stunning focal point when three to five trees are clustered in a large, open area. Line them along your property to increase your privacy. Enjoy for generations.

Deodar Cedar Trees thrive in a variety of moist, well-drained soils including loam, sand, and clay. It is tolerant to drought and prefers a location that provides full sun. This tree lives a long time, requires little pruning, if any, and is relatively free from health issues, so once planted, it will provide maintenance-free beauty for generations.

Graceful and Majestic. Elegant branches sweep toward the ground and then up. Two-inch long whorled needles give this tree a softer look. These needles drop in the spring, allowing for new growth. Male trees produce catkins that hold copious amounts of pollen, which is spread in the early spring. Female trees have 3–5-inch egg-shaped cones that shatter, releasing the seeds of the tree.

**Mature Height:** up to 70'

**Mature Width:** 20-40'

### TREES

---

#### *Cedar Brodie Eastern Red*



No other tree compares to the Brodie Eastern Red Cedar, which offers the highly sought-after qualities of the cedar in a dense, columnar evergreen form.

Because of its sleek, more compact growth habit, the Brodie fits perfectly in any space. And it's one of the hardiest and most tolerant trees on the market:

It grows anywhere across the country, in any soil or environmental condition - cold or hot, dry, or wet. No diseases and pests, which means no harsh chemicals or sprays. Little to no upkeep because of its tolerance, hardiness and resistant to diseases and pests.

You get the Brodie's light and feathery dark green foliage, densely packed in its upward-growing branches, with ease. In a small yard, one or two can stand out as specimens, and in larger yards, a row of several can act as a perfect hedge or screen. But wherever you plant your Brodies, you'll have a fuller landscape and raise your home's value.

**Mature Height:** 25-45'

**Mature Width:** 6-10'

### TREES

---

#### *Cedar Weeping Blue Atlas*



The Weeping Blue Atlas Cedar is an eye-catching tree that will revive your landscape with no seasonal maintenance. Requiring no annual pruning or trimming, the Weeping Blue Atlas Cedar Tree is incredibly easy to maintain. Plus, it features excellent drought resistance and only requires watering during periods of extreme drought after it's established. Healthy Weeping Blue Atlas Cedar trees are also resistant to both pests and diseases.

A true centerpiece to any landscape, the Weeping Blue Atlas Cedar tree reaches a mature height of just 10-15 feet with gracefully pendulous branches, making it perfect for even smaller yards. The blue-green foliage of this evergreen covers the weeping branches for all-season interest. As the tree grows and matures, the trunk twists up and over, adding a quirky appeal.

From Asian to cottage, Zen, modern and more, the Weeping Blue Atlas Cedar stands out in any landscape space or style. Pair this tree with dark ground cover, flowering plants, or evergreen shrubs to create a balanced and beautiful landscape scene.

**Mature Height:** 10-15'

**Mature Width:** 15-20'



### TREES

---

#### *Cherry Weeping*



Snow Fountain Weeping Cherry Trees are popular across the nation because they display multiple seasons of color in even the smallest landscapes. By only growing to about 15 feet tall they can fit anywhere.

They are the perfect choice for planting in rows along a property border or close to structures like driveways or sidewalks because they won't take over space. However, with their unforgettable beauty, they are most often used as accent pieces or the main focal point of flowering gardens.

Snow Fountain Weeping Cherries have elegant arching branches that become covered in thousands of pure white blossoms every spring. The flowers cover the tree from top to bottom, causing it to look like a large water fountain that's completely frozen over.

During the warmer seasons, the canopy becomes filled with lush, glossy green leaves that turn vibrant shades of orange and gold in the fall. In the winter the Snow Fountain Weeping Cherry still displays color with its mahogany trunk that stands in the empty winter landscape.

The blossoms attract important pollinators like butterflies and your landscape, which are a delight to watch as they flutter from bloom to bloom. They will pollinate your Weeping Cherry tree as well as other flowering plants in your garden.

**Mature Height:** 8-15'

**Mature Width:** 6-8'

### TREES

---

#### *Cherry Okame*



The Okame Cherry Tree is a beautiful flowering tree that is special because it is one of the few flowering cherries that will grow and blossom well in warmer zones, where other cherry trees cannot be grown. It will flower in January and February in northern Florida and in early spring when grown further north, where it also thrives. It puts on a spectacular display of rich pink flowers on a tall, upright tree that grows quickly – as much as 2 feet a year 2 to reach 20 or 30 feet tall in 10 to 15 years. It can be pruned into a tree form or kept as a large shrub – the choice is yours. It is fast growing and adaptable to most conditions and deserves to be much more widely grown – in your garden.

Stunning display of deep pink flowers in early spring  
Fast growing to 30 feet  
Clean, disease-free foliage all summer  
Fall colors of red, orange and bronze  
Needs very little winter cold – blooms well in the South.

Plant the Okame Cherry in any well-drained soil, including alkaline soils, where plant choices can be limited. Water regularly in the first season, but established plants have moderate drought tolerance. Mulch in spring to conserve water and keep the roots cool. Unlike some other cherry trees, it rarely suffers from the pests or diseases that can disfigure cherry trees every year, so the foliage is always healthy and an attractive green – turning red, orange and bronze in fall in cooler zones.

**Mature Width:** 10-15'  
**Mature Height:** 15-20'

### TREES

---

#### *Cherry Kwanzan*



The hardiest of the Cherry Tree family, the Kwanzan heightens springtime each year, welcoming the new season with unmatched color. In fact, it's also the showiest of all Cherry Trees. And its flowers aren't just pink...but double pink, meaning that you get twice the petals and twice the blooms of other trees.

Your new Kwanzan Cherry Tree blooms in huge clusters of 3 to 5 flowers. These clusters are the thickest of all pink trees and resemble carnations in hue and volume.

Kwanzans begin to bloom in April, with full florals that can last weeks at a time. In the fall, golden autumn leaves take hold, captivating neighbors and guests alike. Basically, the Kwanzan offers four seasons of visual interest, giving you the best yard on the block.

And it's one of the easiest flowering trees to grow! The Kwanzan Cherry thrives in almost any soil and climate, so you don't have to spend hours in your garden spraying, fertilizing, and pruning. When it comes to the Kwanzan, there's no guesswork in growing.

**Mature Height:** 30-40 ft.

**Mature Width:** 30-40 ft.



### TREES

---

#### *Cherry Yoshino*



A cherry tree's blooms are iconic, and the Yoshino is no exception. With full, colorful blooms and strong growth, our Yoshino Cherry Tree is a must-have for lovers of flowering trees, especially since it's one of the first to bloom each spring.

Its stunning white blossoms are famous. In fact, it's widely used as an ornamental tree, valued for its abundance of soft blooms in the spring. And its exotic branching pattern means a jaw-dropping display: a pure white cloud of delicate flowers that make your landscape look like springtime on parade. It's the star of Washington, D.C.'s Cherry Blossom Festival for a reason. And when you plant this tree at home, you get the same effect in your yard.

Even better is the fact that the Yoshino is drought resistant and adapts well to an array of soil types. So, whether you're planting your Yoshino in borders along your driveway or as an accent, it's virtually carefree. Forget yard of the month...you'll have the yard of the year with this heavy-blooming, long-lasting tree.

**Mature Height:** 40-50 ft.

**Mature Width:** 25-40 ft.

### TREES

---

#### *Crape Myrtle Natchez - White*



These wonderful small trees love full sun, are drought-resistant and will thrive in most soils. For ease of care and terrific results they take a lot of beating. With its crystal-white flowers, the Natchez Crape Myrtle certainly fills the bill and is an ideal choice for a small tree or large shrub.

- Perfect long-season blooming on a small tree
- Ideal choice for hot, sunny, and dry locations
- A spectacular screen for privacy
- Pest and disease resistant – clean foliage all summer
- No special care needed – great for low-maintenance gardening

With foot-long clusters of snow-white flowers produced all summer long, if left un-pruned it will reach perhaps 20 feet as a small tree, but it can also be pruned each spring to keep it to smaller size. It is big enough to make a beautiful screen too. It is vigorous enough to plant even in colder areas, where it will re-sprout from the ground each spring and grow a good six feet tall, covered in blossoms every summer and fall.

**Mature Width:** up to 20'  
**Mature Height:** 20-30'

### **TREES**

---

#### *Crape Myrtle Tonto - Pink*



Get the promise of huge, eye-catching blooms, no matter the size of your landscape. With the Tonto Crape Myrtle Tree, you get rich fuchsia-red flowers throughout the summer, even in tiny gardens.

It's the perfect tree for big color in small spaces. Plus, it's disease resistant and adaptable to nearly any soil type, so hours spent maintaining your garden are a thing of the past. It thrives on neglect, delivering vivid color from late spring to early fall, even in drought conditions.

The Tonto is more resistant to common Crape diseases than any other variety. And because it's so healthy and vibrant, it will be one of the last trees in your garden to lose its leaves each fall.

**Mature Height:** 8-10'

**Mature Width:** 6-10'



### TREES

---

#### *Cypress Dwarf Hinoki*



A dwarf evergreen with a unique look, the Dwarf Hinoki is a great choice for front doors, borders, beds, and rock gardens. In fact, the Hinoki Shrub's slow, upright growth makes it perfect for any compromised planting location, from tight spaces to shady areas.

Like a plush, velvet coat, the Cypress Dwarf will dress up any location you choose and fit like a glove in the tightest of planting sites. The convenience factor will add to the pleasure Hinoki offers because its upright growth makes pruning virtually unnecessary. And growth is about as deliberate as it gets, so you won't have to worry about relocation once you've given it a home.

Among the most eclectic evergreens, the Cypress Dwarf Hinoki has a beauty that almost defies description. Rich, hunter green foliage blends wonderfully with lighter yellow fan-like leaves and blooms. Softened by drooping branch work with an irregular globe shape, the tree will add dense, easy-growing character as no other evergreen can.

**Mature Height:** 3-6'

**Mature Width:** 3-4'

### TREES

---

#### *Cryptomeria Japanese*



Japanese Cryptomeria are a fast-growing tree with a symmetrical, columnar form. In summer, its foliage is a beautiful deep green - cold weather and winter winds may add a purple-bronze cast. In its native Japan, this needled evergreen is commonly planted at shrines and temples.

The Japanese Cedar has soft needles that create a fluffy appearance, with spherical cones appearing at the ends. This tall grower will reach a height of 30 to 40 feet at maturity - making it perfect for a privacy hedge and windbreak, or a beautiful background for contrasting accent trees.

Cryptomeria are incredibly adaptable, tolerating cold temperatures and poor soil with ease. With no pest or disease problems, it's a low-maintenance evergreen that will be at home in nearly any garden.

**Mature Height:** 30-40'

**Mature Width:** 20-30'

## TREES

---

### *Cypress Italian*



With an elegant, narrow silhouette that grows up to 3 feet each year, the Italian Cypress is one of the top trees to increase your property value. Especially since it's tolerant of many climates and gives height to your foundation plantings without taking up a lot of room.

These popular trees boast narrow, columnar growth, practically reaching straight up without ever growing very wide. With an elegant, narrow silhouette that grows up to 3 feet each year, the Italian Cypress is one of the top trees to increase your property value.

Architects use Italian Cypresses to cover vertical drainpipes, soften corners and vertical edges, and even act as elegant property dividers. Plus, you can plant them in large pots to frame your front entryway or add elegance to your back patio or pool. Because they grow nearly anywhere and adapt to an array of soil types, Italian Cypresses are second to none when it comes to landscape luxuriance.

Unlike most evergreens, the Italian Cypress does not grow in a pyramidal fashion. These popular trees boast narrow, columnar growth, practically reaching straight up without ever growing very wide. So, when they reach your desired height, you can simply cut the top. It's that effortless.

**Mature Height:** 35-40' in 10 years or Trim to Desired Height

**Mature Width:** up to 5'



### TREES

---

#### *Dogwood Pink*



The Pink Dogwood tree makes a breathtaking addition to any yard or landscape all year long! In the springtime this variety produces vibrant pink blooms that darken as the tree matures. However, the beauty of the Dogwood does not stop there. In the fall the Dogwood's green foliage turns a fiery red shade. Beautiful charcoal bark and red fruit compose the winter look of this variety.

This fruit is a favorite winter food for many bird species. The Dogwood prefers partial shade and well-drained soil. In addition, this plant also prefers soil that is slightly acidic, which helps with the draining process. The Dogwood grows at a rapid pace and can reach a mature height from 15-25 feet with a 25-foot spread.

**Mature Height:** 15-25'

**Mature Width:** 20-25'

### TREES

---

#### *Dogwood White Kousa*



The White Dogwood tree makes a breathtaking addition to any yard or landscape all year long! In the springtime this variety produces vibrant white flower clusters. However, the beauty of the Dogwood does not stop there; in the fall the Dogwood's green foliage turns a fiery scarlet shade. Beautiful charcoal bark and red berries compose the winter look of this variety. This fruit is a favorite winter food for many birds and other animal species.

The Dogwood prefers partial shade and well-drained soil. In addition, this plant also prefers soil that is slightly acidic, which helps with the draining process. The Dogwood grows at a rapid pace and can reach a mature height from 15-25 feet with a 25-foot spread.

**Mature Height:** 15-25'

**Mature Width:** up to 25'

### TREES

---

#### *Fringetree*



Fringetrees (*Chionanthus* spp.) are outstanding, small, deciduous ornamental trees. Two species are available, the native white fringetree (*Chionanthus virginicus*) and the Chinese fringetree (*Chionanthus retusus*.) The botanical name translates as snow flower, an excellent description of the fluffy, white flowers that cover fringetrees in bloom. White fringetree, also known as Grancy graybeard or old man's beard, is native throughout South Carolina and the southeastern United States. Chinese fringetree is native to eastern Asia. Both species are adapted to all areas of South Carolina.

Native white fringetrees remain small, maturing at 12 to 20 feet in height and 12 to 20 feet in width. Trees in the wild may be taller. Fringetrees naturally grow with multiple stems but can be trained to single trunks. The typical form is spreading with an open crown, but plant habit can vary.

Chinese fringetree is somewhat taller than white fringetree, usually growing 15 to 25 feet tall. The habit is like white fringetree, with a rounded, spreading crown, but is usually less open.

**Mature Height:** 12-20'  
**Mature Width:** up to 20'

Maturing at 12 to 20 feet in height and 12 to 20



### TREES

---

#### *Holly Christmas Jewel*



The Christmas Jewel Holly is a wonderful newer variety of holly with a neat, upright habit that is so compact it doesn't even need trimming. It grows steadily to around 10 feet tall, making it perfect for smaller spaces and smaller gardens. It will even grow well in large boxes, tubs, and planters. It has small glossy leaves and an abundance of large red berries in fall and through most of the winter too. Plant it as a specimen in a lawn or a bed, as an avenue along a driveway, or as a beautiful screen that needs no trimming. The leaves have a classic look, and branches are perfect for decorating your home for the holiday season. In the garden or in your home, this holly truly is a jewel for the Christmas season.

Wonderful, neat, column-shaped holly tree  
Abundant crop of large, deep-red berries  
Compact growth is always neat without trimming.  
Grows in sun or partial shade.  
Ideal size for smaller gardens and large planters

Grow the Christmas Jewel Holly in full sun or partial shade. It will grow well in ordinary garden soil, and it thrives in moist, well-drained soil. Avoid very wet areas that are constantly saturated, and very dry locations too. This hybrid bush is vigorous and tough, with no significant pests or diseases, and even deer normally leave it alone. For an easily grown, compact, upright evergreen bush with the bonus of beautiful berries in fall and winter, this plant simply cannot be beaten. Mature Width: 4-6'. Mature Height: 6-10'

### TREES

---

#### *Holly Emily Brunner*



'Emily Bruner' is a hybrid cross between *I. cornuta* and *I. latifolia* initially developed by a student at the University of Tennessee. 'Emily Bruner' is an evergreen shrub or a small tree that left to grow to its full height will reach 19 1/2 feet tall. It is noted for its bright, glossy green leaves, good fruit production and a dense, broad, and pyramidal form.

The large, persistent red fruits encircle the stems, creating winter interest. This plant requires more nitrogen than other hollies to maintain the consistent dark green foliage. The plant is dioecious (meaning individual flowers are either male or female, but only one sex is found on any one plant so both male and female plants must be grown if seed is required). It is pollinated by bees. 'Emily Bruner' is a female plant and requires a male plant as a pollinator to produce fruit. The 'James Swan' cultivator is the recommended male pollinator, but the Holly Society of America also recommends 'Blue Holly', 'Blue Stallion', 'Blue Prince' or 'Blue Boy'. They also state that any male holly that blooms at the same time (spring) can act as a pollinator.

This holly is tolerant of most soils except poorly drained ones and can be grown in full to partial sun. It is tolerant of heat and humidity and is drought tolerant once established, making it a good choice for the south. Prune in the late winter to control its size if needed. The spiny leaves make this a good choice for a barrier or privacy screen or use as an impenetrable hedge. It can also be planted as a specimen, used in small groups, or planted along a foundation. Mature plants do not tolerate root disturbance, so it is best to site the plant in its permanent position, preferably one that provides winter protection for the first year or two.

**Height:** 15 ft. 0 in. - 20 ft. 0 in.

**Width:** 5 ft. 0 in. - 8 ft. 0 in.

### TREES

---

#### *Holly Eagleston*



The Eagleston Holly is a natural hybrid of the Dahoon Holly and American Holly. The Eagleston Holly is a beautiful evergreen holly that is grown as a large shrub or small tree with a pyramidal growth habit. The Eagleston Holly can be used for a variety of landscape settings as either a tall screen or a solitary specimen when grown with a single trunk in tree form. The Eagleston Holly has a dense canopy with small slender branches which are smooth and light to medium gray in color.

The Eagleston Holly can adapt to both sandy and clay soils with a moderate growth rate. The Eagleston Holly has shiny medium-green leaves with multiple soft spines that are accented in the fall with clusters of bright red berries which persist throughout the fall and winter. The berries on an Eagleston Holly are very attractive to wildlife, serving as an excellent food source. The roots of an Eagleston Holly are rarely invasive due to their great number and relatively small diameter. Average Growth Rate is 2 Feet Per Year. Mature Size 20' Tall x 14' Wide



## TREES

---

### *Holly Nellie Stevens*



The Nellie Stevens has soared in popularity. Why? Well, for starters, it's the ideal selection for both hedging and privacy screening, especially since it grows up to 3 feet each year.

Nellies stay deep green year-round, unlike other hedge trees that brown out in heat and drought. You control how they grow - whether that's naturally into a dense, pyramidal shape that matures at 15 to 25 feet in height or pruned into a tall box hedge. Plus, it thrives on neglect. No green thumb is no problem since they grow in sun or partial shade. And you'll appreciate how these holly trees stay deep green year-round, unlike other hedge trees that can brown out during either the summer heat or mild droughts.

Plant each Nellie Stevens Holly 5 to 6 feet apart for a living wall that gives you complete privacy, no holes, and no gaps. You control how they grow - whether that's naturally into a dense, pyramidal shape that matures at 15 to 25 feet in height or pruned into a tall box hedge.


**Mature Height:** 15-25'

**Mature Width:** 8-15'

### TREES

---

#### *Holly Oakland*



The Oakland Oak Leaf Holly Tree is a new and exciting variety of holly that has unique foliage and a dense, pyramidal form. The evergreen leaves are a semi-glossy rich green and formed somewhat like an oak leaf, rather than like a traditional holly leaf. It grows into a dense pyramid without needing pruning and will grow 15 feet tall, and eventually 20 feet tall, with a width of between 8 and 15 feet, depending on its age and growing conditions. It will grow in any kind of soil, from dry sand to wet clay, and thrives in sun or partial shade. Not only does this tree look fresh and bright every day of the year, but in winter it will be smothered in orange-red berries. It can be planted as a specimen tree, a background shrub, and it also makes a great barrier and privacy screen, needing no pruning or trimming to quickly grow into a solid wall of beautiful green.

Unique oak-like leaves on a holly bush  
Beautiful evergreen semi-glossy foliage  
Spectacular winter display of orange-red berries  
Grows in all kinds of soil and levels of moisture.

As a bonus, the Oakland Holly Tree is special among hollies since it can fertilize its own flowers and will produce a heavy crop of berries without needing a male tree to do so. It is free of significant pests and diseases and will usually not even be bothered by deer.

**Mature Width:** 8-15'  
**Mature Height:** 12-20'

### **TREES**

---

#### *Holly Red Robin*



A colorful female hybrid, abundantly clothed in lustrous, maroon-red new foliage in spring and clusters of bright red ornamental berries in fall. The spiny evergreen foliage turns a rich, dark green as it matures, densely cloaking the upright, pyramidal form year-round. An outstanding choice for a screen, a specimen or large foundation plantings.

#### **Light Needs**

Full Sun

#### **Average Size at Maturity**

Fast growing; reaches 15 to 20 ft. tall, 12 to 15 ft. wide.



## TREES

---

### *Juniper Spartan*



A handsome, fast-growing evergreen that forms a stately, dark green, densely branched column well-suited for use as a formal accent, screen, or windbreak. In its natural form, the symmetrical, pyramidal shape rarely needs pruning. An excellent specimen for formal topiary. Tolerates heat, cold and drought.

**Light Needs**  
Full Sun

**Average Size at Maturity**  
Grows 15 ft. tall, 5 ft. wide in natural form.

### TREES

---

#### *Juniper Taylor*



Thick and full, the voluminous yet manageably sized Taylor Juniper creates the perfect screen for those who don't have enough space for oversized trees. Plus, because of its unique visual interest and rich green foliage, the Taylor Juniper is in a league of its own.

Its columnar silhouette delivers easy growth for driveway borders or height for plant beds. In fact, you can even plant in pots next to your entryway for a pop of color that greets guests and elevates your curb appeal.

Evergreen, long-lived, and deer resistant, the Juniper stands out throughout the year. From its unique foliage to its strong, sturdy growth, the Taylor Juniper is a one-of-a-kind addition to your landscape.

**Mature Height:** 15-20'  
**Mature Width:** up to 3'

### TREES

---

#### *Magnolia Brackens Beauty*



The Bracken's Brown Beauty is an evergreen magnolia known for its large, saucer-shaped, fragrant flowers and dense, uniform growth habit. The foliage is dark green on top and a beautiful coppery-brown underneath. Many horticulturists consider this one of the best Southern Magnolia cultivars.

The tree produces huge, 8-inch-diameter, waxy, fragrant, white blossoms in late spring and sporadically throughout the summer. Making a striking garden specimen, 'Bracken's Brown Beauty' Southern Magnolia can also serve as a dense screen or windbreak.

Its ease of growth and carefree nature make Southern Magnolia ideal for the low-maintenance landscape. This magnolia has a medium growth-rate, reaching about 50 feet tall with 20 feet spread. It is hardy to 5 degrees.

**Mature Height:** 30-50'

**Mature Width:** 15-25'



### TREES

---

#### *Magnolia Grandiflora*



No matter how you use it, you can count on the Southern Magnolia to last. From its thick, deep green leaves that shine year-round to its steady, strong growth, the Southern Magnolia will thrive for generations, especially since it's native to the United States. It provides an impressive amount of rich color when many other trees go dormant, offering a sweet place of refuge for birds, squirrels, and rabbits. In fact, it produces cones and small red seeds throughout winter.

And don't forget its iconic creamy-white flowers. Adorning the tree for months, from May to as late as early fall, the Southern Magnolia's huge, distinctive blooms are sprawling, revealing a bright white center and a sweet, unforgettable fragrance.

Even better is the fact that all this beauty is effortless because the Southern Magnolia is cold hardy down to 10 degrees, drought tolerant, thrives in most soil types, and withstands some flooding, making it ideal for the most problematic areas.

**Mature Height:** 50-70'

**Mature Width:** 20-35'

### TREES

---

#### *Magnolia Jane*



The Jane Magnolia is the perfect small tree or large shrub to bring color to your garden in spring. Before the leaves are even on the trees, the Jane Magnolia will be covered in upright blooms of a beautiful rich reddish-purple with pale-pink centers. This is the hardiest magnolia available with colored blooms – as tough as the hardiest white-blooming kind.

Hardy to minus 30  
Easily grown in regular garden conditions – even shade  
Smothered in beautiful red and pink blooms in spring.  
Small enough for the smallest garden  
Long-lived and pest-free

This beautiful tree will grow in partial shade, so it is ideal to plant beneath large deciduous trees. Easily grown in most soils, it will brighten your spring with its cup-shaped blossoms on graceful bare branches, before becoming a charming leafy tree for the summer. Why settle for a white magnolia when you can have color even in cold regions outside the range of other colored Magnolia trees.

**Mature Width:** 8-10'  
**Mature Height:** 10-15'

### TREES

---

### *Magnolia Little Gem*



The Little Gem Magnolia is the perfect tree for your yard if you are seeking a smaller version of the evergreen magnolia without sacrificing any of the usual beauty. The Little Gem reaches only 20-25 feet with a spread of 8-12 feet and has a slow growth-rate, approximately 1 1/2 feet per year.

The Little Gem is recognized for its prolific flowering that lasts 6 months of the year, which lasts from May through October. It can flower in two to three years. The Little Gem Magnolia produces large fragrant creamy white saucer shaped flowers that are 8 inches wide. The Little Gem has beautiful shaped oblong leaves that are 5 to 7 inches long and 2 to 3 inches wide.

Little Gems have small leaves that are stiff and leathery with a deep glossy green color on top and a bronze-brown fuzzy underside. It still produces the characteristic fragrant, creamy white flowers and, in fact, tends to bloom more than the Bracken Brown Beauty. This magnolia makes a great specimen tree. Little Gem is hardy to 5 degrees.

**Mature Height:** 20-25'

**Mature Width:** 8-12'



### TREES

---

#### *Magnolia Teddy Bear*



The Teddy Bear Southern Magnolia is a fast-growing upright form of the Southern Magnolia, with all the great features of that popular and iconic evergreen, but on a much smaller, densely branched pyramidal tree. This smaller tree grows rapidly to about 25 feet, and so it is very suitable for smaller gardens, screens, avenues, and specimens, as well as growing in large planters and containers for many years. Its foliage is even richer and deeper in color than the regular tree, and with the typical dense brown 'fur' back to the leaves. The richly perfumed pure-white flowers first appear in early summer and continue into October.

Vigorous, fast-growing smaller evergreen tree. Dense, broad pyramidal habit. Magnificent perfumed white flowers all summer. Deep green glossy foliage with dense fur back. Drought and salt-spray tolerant

The Teddy Bear® Southern Magnolia will grow in almost any type of soil, and once established it is drought-resistant too. Its dense habit makes trimming unnecessary, and it is rarely bothered by pests or diseases. It grows best in full sun or partial shade, and benefits from mulching with rich organic material regularly.

**Mature Width:** 10-12'

**Mature Height:** 16-20'

### TREES

---

#### *Maple Japanese Bloodgood*



The Bloodgood Japanese Maple is the tree for you if you are looking for a focal point or a tree that adds pizzazz to your landscape. The Bloodgood Japanese Maple has exquisite color and beauty all year round. In its maturity, the Bloodgood Japanese Maple will reach between 15-20 ft tall, with a trunk that is only as big and round as a drinking cup. One of the most attractive features of the Bloodgood Japanese Maple is its ability to retain its color throughout the season. A deep shade of burgundy appears in the spring and lasts throughout summer. In the cool months of autumn, a bright red takes over. Even the bark of a Bloodgood Japanese Maple catches the eye with its silver color. For options, read about the top 10 Japanese Maple varieties.

They are partial to full sun and adaptable to various soils. These beautiful trees are low maintenance and disease and pest resistant. Prune in the winter if needed, removing crossing branches. There is no need to shear a Japanese Maple; you want to keep it looking natural. Fertilize with a high-quality slow-release fertilizer in the spring.

### TREES

---

#### *Maple Japanese Crimson Queen*



Long regarded as one of the best lace-leaf Japanese maples available, the Crimson Queen Japanese Maple is a beautiful small weeping tree that matures into a wide dome about ten feet tall and the same across. Its delicious dark-red foliage holds its color throughout the summer better than other red-leaf varieties. In fall it turns a richer red to brighten your garden as the seasons turn.

- Perfect small weeping form
- Best red color of all the Japanese Maples
- Shade tolerant and can be grown in a large container too
- Easily grown with minimal care needed
- Wonderful garden accent in any garden style

The Crimson Queen Japanese Maple will thrive in the shade of larger trees, or on the north side of your home, bringing grace and color from spring to fall. Remarkable for keeping its brilliant red all summer and never fading to muddy green, this is the pick of the crop for weeping form, compact habit, and leaf color too.

**Mature Width:** 10-12'

**Mature Height:** 10-12'



### TREES

---

#### *Maple Autumn Blaze*



Everyone loves the fall, with its brilliant colors and mellow beauty. When choosing a shade tree for your garden, it makes sense to choose a tree with the best fall color, and the Autumn Blaze Maple is first choice for that. No other tree has the reliable and spectacular reds and gold of this tree, which is a vigorous hybrid bred from the native Sugar Maple and Silver Maple.

More vigorous and sturdier than Sugar Maple

Rapid growth rate – three feet a year

Best and most reliable fall colors of all the maples

Tolerant of a wide variety of conditions including drought

No winter damage in even the coldest zones

The Autumn Blaze Maple will easily grow up to three feet a year, so turns from a young tree into a mature tree in a very short time. It is hardy, reliable, and largely pest and disease free. It is tolerant of urban conditions, so it is a good choice for a town or suburban garden and its wonderful rich-red leaves in fall make it the ideal for any garden.

**Mature Width:** 30-40'

**Mature Height:** 40-50'

### TREES

---

#### *Maple Red Sunset*



The Red Sunset Maple has been specially selected from among thousands of seedlings to be the best red maple available. Not only are its fall colors of red and orange outstanding, but they also develop almost two weeks before other varieties, yet they stay on the tree for weeks. This is also the best variety for hot and dry locations, because it is much more drought resistant than any other red maple. A handsome shade tree, it grows 40 to 50 feet tall, and up to 40 feet across, making a magnificent specimen very quickly, since it grows up to 3 feet a year. It will soon turn from a healthy young tree into a magnificent addition to your property. Plant it as a shade tree, as a background specimen in a larger garden, or as a beautiful row along the edge of your property.

Best fall colors of any red maple variety  
Dynamic red and orange shades lighten up the fall.  
Grows very rapidly into a full-size shade tree.  
More heat and drought resistant than other forms

It has no significant pests or diseases, and its beautiful leaves are a striking glossy green – until they blaze into the fall season in a bonfire of color. For the very best fall colors of any shade tree, this is the tree to pick.

**Mature Width:** 35'  
**Mature Height:** 45'

### TREES

---

#### *Maple October Glory*



Quality shade trees can take a bit longer to mature than other fast-growing trees, but the October Glory Maple is an exception. This special selection of the native red maple will grow at least three feet a year, so rapidly turns from a young tree into a mature tree in a short time. It is tolerant of urban conditions, so it is a good choice for a town or suburban garden and its wonderful crimson-red leaves in fall make it the ideal choice for that special shade tree for your garden or as a beautiful screen or windbreak on a larger property.

- Exceptional growth rate – three feet a year
- Hardy in the coldest areas
- Tolerant of difficult urban conditions
- Reliable and spectacular red fall colors
- Strong, low-maintenance tree for any garden

The October Glory Maple is a large specimen tree suitable for planting as a shade tree in most parts of America and in most soil conditions. It is hardy, reliable, drought-tolerant, and largely pest and disease free.

**Mature Width:** 25-35'

**Mature Height:** 40-50'



### TREES

---

#### *Oak Live*



Few trees are as colossal and awe-inspiring as the Live Oak Tree. It's an easy, large grower, ultimately reaching up to 80 feet tall and 100 feet wide. Thriving in rich, coastal soils and along banks of streams and rivers, moss drapes over its long branches and dances with each breeze, giving it one of the most distinctive appearances of any tree.

Plus, you can expect long-lived elegance. The Live Oak's strong, heavy wood stands up to high winds and coastal storms with ease. And it's aptly named, enlivened with evergreen foliage that shines year-round, through hot summers and harsh winters.

**Mature Height:** 40-80'  
**Mature Width:** 60-100'

### TREES

---

#### *Oak Nuttal*



Nuttall's Oak is a superb large native oak tree, growing rapidly to 30 feet tall, and ultimately reaching 75 feet tall and 50 feet wide. It has a rugged, ridged trunk with a pyramidal crown, becoming broad and round with age. The glossy, dark-green leaves have up to 9 deep lobes, with the classic 'oak leaf' shape. They turn glowing shades of yellow-orange and red in fall – one of the best oaks for fall color. This is an excellent shade-tree choice for all warm and hot zones, especially in the South and Texas, but reliable almost everywhere. Grow it on a lawn, as a boundary marker, at the edge of woodland or to enrich existing natural woods. A good choice to edge a river or lake, taking occasional flooding well.

Fast-growing native oak – adds 3 feet a year.  
Large leaves with classic oak form, of glossy dark green  
Excellent fall colors of yellow-orange and red  
One of the few oaks suitable for wet ground  
Thrives in most soil, and drought resistant.

Nuttall's Oak should be planted in full sun, in just about any soil. It thrives in moist, well-drained soils, but grows well in both acidic and alkaline soils, and in heavy clays. It will grow well in wetter ground, but established trees also have excellent drought tolerance and thrive in hot, dry areas. It has no serious pests or diseases and once established is self-maintaining. Some early pruning to maintain a single leading trunk is valuable for the long-term health and appearance of the tree.

**Mature Width:** 25-50'  
**Mature Height:** 30-75'

### TREES

---

#### *Oak Red*



The beautiful Red Oak is a native tree that provides cooling shade from the summer heat. Offering a spectacular display of rich and deep red in the fall and rich green in summer, it provides a wealth of benefits for local wildlife, whilst also being hardy and beautiful to behold. Springtime sees pendulous catkins and in fall mature trees will produce very large acorn crops, which provide an important food source for many animals.

- Valuable native tree
- Great shade tree for any yard
- Top marks for exciting fall color
- Steady growth and long life
- Adaptable to drier soils and very drought-tolerant

Known to survive past their 400th birthday, you can expect a lifetime of enjoyment from these bold iconic trees. The Red Oak has speedy growth, resilience, and adaptability, making this tree a great choice for a shade-tree in your yard or part of a larger collection of trees on your property. It will add great interest to large open spaces.

**Mature Width:** 50-75'

**Mature Height:** 50-75'



### TREES

---

#### *Oak Shumard*



The Shumard Red Oak is an American tree that is highly adaptable, and one of the best choices available for a large shade tree, especially in warmer areas with hot, dry summers. It grows into a majestic spreading tree at least 40 feet tall and 30 feet wide, and often much larger in time. In fall the leaves turn brilliant crimson, even in states not known for fall color. Like other oak trees it is very long lived, and it will still be here hundreds of years from now – so you are planting a legacy. But it also grows moderately fast, so within a few years you will have a handsome specimen tree. Plant it on a large lawn as a shade tree, or among other trees in a wooded area. A row is a wonderful way to mark the line of your property for generations to come.

Majestic, long-lived specimen tree  
Large leathery deep-green leaves  
Rich red fall colors, even in hot areas  
Grows well in both dry and wet soils.

The Shumard Oak tree should be planted in full sun, or in partial shade where it can grow up into the sun. It grows in a wide range of soils, both acidic and alkaline, and it thrives in moist or dry soils. It is very drought resistant once it is established, making it ideal for areas with hot, dry summers. Although all oak trees can have pests and diseases, these rarely present any serious issues, and this tree will thrive with minimum care and be a wonderful specimen in your garden. Simply plant it and watch your legacy grow.

**Mature Width:** 30-40'  
**Mature Height:** 40-60'

### TREES

---

#### *Oak White or Overcup*



For larger properties or as a single specimen, White Oak is an exemplary tree. Often as tall as it is wide and offering huge variations in texture and color over the year, it is also a rich source of food and shelter for wildlife. This noble and impressive native tree will really add a host of features to your environment and surroundings, with spring bringing delicate silvery down and young leaves, through the strong greens of summer to the riot of color that erupts in fall.

- Long-lived and valuable native tree
- Great food source for wildlife
- Hardy in cold and warm regions
- Wonderful fall colors of red and purple
- Drought resistant and free of pests

Don't miss the chance to provide generations of people with shade and pleasure. White Oak can withstand drought and thrive in normal soil – all great assets in a tree you can plant and leave to take care of itself.

**Mature Width:** 50-80'

**Mature Height:** 50-80'

### TREES

---

#### *Oak Willow*



*Quercus phellos* has many names, with the most common being willow oak, pin oak, peach oak, and swamp chestnut. This is a tree that thrives in moist to wet soils and is often found flourishing alongside water courses, hence swamp chestnut. It's a tree that offers many textures and colors throughout the year with its delicate willow-like leaves that display beautiful autumnal shades in fall, deep green foliage in summer and light green leaves in spring.

It is ideally suited as a shade tree, but also offers a rich food source for a wide range of birds that will flock to your garden to eat its tiny and abundant acorns. Between February and May it displays small delicate flowers and soft, hairy pendulous catkins with the size and density of the tree appealing to many small animals like grackles, flickers, and flying squirrels. A fast-growing and impressive tree, it is perfect for that touch of grandness along avenues and gracing the lawns and gardens of large residences.

**Mature Width:** 25-50'

**Mature Height:** 40-75'



### TREES

---

#### *Osmanthus Fragrans Tea Olive*



A large evergreen shrub or small tree with a broad upright form that is densely branched and covered with finely toothed, dark green foliage. Tiny flower clusters have a delightful apricot-like fragrance. Works well for formal or informal hedges and screens, or as a landscape specimen. Plant near walks and entrances to enjoy the fragrance.

This is a favorite old-fashioned shrub or small tree grown for its sweetly fragrant flowers. Treat it as a background for the perennial border or group with more spectacular deciduous flowering shrubs. May work well as foundation planting and along fencelines where summers aren't too hot. Consider it a requirement in a country or Victorian garden. Makes a healthy, dense, and wonderfully scented screen or privacy hedge.

Slow growing; reaches 10 ft. tall, 6 to 8 ft. wide.

### TREES

---

#### *Palm Cabbage*



The Cabbage palmetto (*Sabal palmetto*) is the most northerly and abundant of the native tree palms. Other names sometimes used are Carolina palmetto, common palmetto, palmetto, and cabbage-palm. This medium-sized unbranched evergreen palm commonly grows on sandy shores, along brackish marshes, in seacoast woodlands of Southeastern United States and throughout peninsular Florida. It can tolerate a broad range of soil conditions and is often planted as a street tree. Abundant fruit crops provide a good supply of food to many kinds of wildlife. It is exceedingly drought tolerant, salt tolerant, cold hardy, pest, and disease free, the Sabal Palm is a foolproof choice for any Florida landscape. It thrives on available rainfall and the meager nutrients found in Florida's sandy soils, making it a perfect choice for sustainable landscapes. This resilient tree endures fire, flood, freeze, and hurricane, and recovers remarkably well after being dug from the wild, carried across the state, and then planted into harsh urban sites. The heart of the palm (the bud of unopened leaves) has traditionally been eaten as "Swamp Cabbage," hence the names "Cabbage Palm" or "Cabbage Tree." Seminole and Miccosukee Indians refer to the Sabal Palm as the "tree of life," for it has provided them shelter, food, tools, utensils, and fiber for baskets and netting. The Sabal Palm often hosts other plants in its "boots," including Strangler Fig, Wild Grape, Virginia Creeper, and a variety of beautiful threatened and endangered ferns.

Slow growing; reaches 50 ft. tall.

### TREES

---

#### *Palm Pindo*



Striking in its look, the Pindo's feather-leaf, silver-colored fronds (some call it more of a turquoise) produce an exceptional contrast to a typical lawn's color.

These are some of the hardiest palms in South Florida, doing fine in cooler temperatures, blazing sunlight, salty air, and dry conditions.

An indigenous plant in some cases called "Jelly Palm," the Pindo Palm generates edible berries that can be made into jelly with a sweet banana/ pineapple flavor. The fruits are around 1 inch in size with a seed in the middle. However, just one tree is self-fertile and will produce large bunches of dates every season.

The style of this palm is distinct yet functional. It is often used for smaller lawns, found in moderate coastline homes, an antique Florida bungalow, or dressing up the backyard of a ranch-style residence. Pindo Palms look great in large forest estates, horse ranches or waterside houses as an intense spot in the landscape.

**Mature Height:** 15-20 Feet

**Mature Width:** 10-15 Feet



### TREES

---

#### *Palm Windmill*



The Windmill Palm is the world's hardest palm and can be seen growing in the most unlikely places far north of regions typically associated with palm trees. This tough but beautiful tree may grow to 40 feet in height or more, but with its narrow form it doesn't take up a lot of space compared to other palms.

Hardest palm in the world – to 5 degrees or even less

Shade tolerant too

Narrow form is ideal for smaller spaces.

Attractive circular leaves clustered on a tall trunk.

Exotic beauty but easy to grow.

The Windmill Palm will grow easily in zones 7, 8 and 9 and can even be grown in sheltered spots in the warmer parts of zone 6. It is shade tolerant and grows in almost any soil and location. It is fast-growing and trouble-free and will bring a touch of the exotic to any garden. If you have always wanted a palm tree to remind you of tropical vacations, the Windmill Palm will do that in the most unlikely regions.


**Mature Width:** 4-6'

**Mature Height:** 10-20'

### TREES

---

#### *Pine Loblolly*



The Loblolly pine grows at a rate of up to two feet per year, the Loblolly Pine is popular among gardeners and landscapers for quick privacy. With a neat oval shape, slender, dark-green needles and red-brown cones, this Pine Tree is an attractive landscape solution.

Reaching up to 60-90 feet tall at maturity, you'll be able to enjoy this long-lived tree for generations! A native of the Southeastern United States, this easy-growing tree can tolerate heat, flooding, poor soil, and even moderate drought.

Plus, with the Loblolly Pine, you'll be providing a haven for wildlife in your area - this native tree provides shelter and food for many animals in the Southeast, including chickadees, nuthatches, turkeys, chipmunks, squirrels and more.

**Mature Height:** 60-90'

**Mature Width:** 25-35'

### TREES

---

#### *Vitex Chaste Tree*



Chaste trees (*Vitex agnus-castus*) have many characteristics that make them desirable garden shrubs. Apart from the clusters of small violet flowers, these plants have aromatic grayish-green, lanceolate leaves. The large deciduous shrubs have a vase-shaped growth that spreads upward and outward. This attractive landscape plants attracts butterflies and pollinators while in bloom during summer and fall.

The woody plant *Vitex agnus-castus* grows as a large multi-stemmed shrub. Although referred to as the vitex tree or chaste tree, the vitex plant generally grows as a sizeable bushy shrub. But in warmer climates, vitex can grow as a small multi-trunked tree. Typically, vitex bushes grow between 3 and 15 ft. (1 – 4.5 m) tall, and vitex trees grow between 15 and 20 ft. (4.5 – 6 m) tall.

*Vitex agnus-castus* is an aromatic shrubby plant in the family Lamiaceae. This means that chaste trees (vitex) are related to herbs such as mint, sage, thyme, and lavender. The *Vitex* genus of flowering plants is considered as species of tropical or sub-tropical woody shrubs. Some species of *Vitex* also grow in temperate zones.

Frost rarely affects the roots, and vitex bushes come back to life the following spring. Heavy pruning in temperate climates promotes flowering and continuous blooming.

*Vitex agnus-castus* is said to have medicinal properties and was used as a tonic for male and female reproductive systems.



### TREES

---

#### *Wax Myrtle*



Common waxmyrtle or Southern bayberry (*Morella cerifera*; formerly *Myrica cerifera*) is native to South Carolina and other southeastern States. Its range is from New Jersey to Florida and westward to Texas.

This broadleaf evergreen shrub or tree grows quickly to 15 to 20 feet high and wide. The leaves are glossy green and typically 1½ to 3 inches long and ⅓ to ¾ inches wide, sometimes bigger (4½ inches long and 2 inches wide). Inconspicuous flowers appear in early spring, followed by fruit in late summer through winter. The grayish-white fruits are small (⅛ inch wide), heavily coated with wax and massed in clusters on the stems of the previous season's growth. Waxmyrtle plants are either male or female. Only female plants bear berries.

Common waxmyrtle grows very fast, sometimes as much as 5 feet in height and width in a single growing season.

Wax myrtles are useful as screen plants, informal hedges, or roadside plantings. The foliage and berries are pleasantly aromatic. Birds are attracted to wax myrtles, which they use for food and shelter. The waxy berries were used for making candles in colonial times.

### TREES

---

#### *Yew Podocarpus macrophyllus*



An attractive pyramidal garden or patio tree with dense, upright branching and narrow, leathery foliage that takes to shearing well. A versatile, slow growing, and low maintenance evergreen. An effective accent, screen, or clipped hedge. Well-suited to large containers or tubs, and for formal topiary. This dioecious conifer is grown from seed; we cannot guarantee if a plant purchased will be male or female.

**Light Needs:**

Full sun to Partial sun

Reaches 15 to 20 ft. tall, 6 to 8 ft. wide in 10 years; larger with age.

With its dense, upright form, this Podocarpus can become a columnar corner plant. Line them up, with spaces in between, as a repeating element behind traditional perennial borders. Plant as a solid hedge for a manicured privacy screen along property lines and side yards. In warm-winter climates, it makes a great evergreen background that can be shaped to your needs. Excellent choice for front yards needing separation between multistory buildings.

### TREES

---

#### *Zelkova Green Vase*



*Zelkova serrata*, commonly called Japanese zelkova, is a medium to large deciduous tree, typically growing to 50-80' tall with a spreading, generally upward-branching, vase-shaped crown. It is native to Japan, Taiwan, and eastern China. It is noted for its graceful shape, clean foliage, attractive bark, and resistance to Dutch elm disease. Zelkova has in fact been promoted in recent years as a substitute for American elm (*Ulmus americana*) because of its resistance to Dutch elm disease.

Insignificant small green flowers appear in spring as the foliage emerges. Flowers give way to small, non-showy, ovate, wingless drupes that ripen in autumn. Oblong-elliptic medium green leaves (to 3" long) with coarse, ciliate marginal teeth and acuminate tips. Fall color is variable, ranging from undistinguished yellow to attractive shades of yellow orange to red brown. Smooth gray bark in youth exfoliates with age to reveal orange-brown inner bark. Zelkova is valued as a commercial timber tree in Japan.

No serious insect or disease problems. Highly resistant to Dutch elm disease. Phloem necrosis, wilts and cankers may occur. Insect visitors include leaf miner, beetles, and scale. Spider mites can be a problem in hot, dry summers.